

# Quest Platform Management Virtual Summit 2020

## Effective License Management with a Changing Remote Workforce

Speaker: Chris Thorpe

EMEA Cloud Solutions Architect

# What are the challenges?

How many O365 licenses do I have, are they being used and how much am I paying for them?

What O365 services are unutilized or under-utilized? Should I consider a new licensing plan or additional training?

Do I have wasted licenses assigned to a deactivated account?

Do I have users with redundant or conflicting licenses?

Do I have Power BI Pro licenses that are being underutilized so I can reassign the licenses to more active users?

Can users self service purchase the Power Platform license products?

Have users purchased licenses outside the normal procurement process?

How can I see how many expired or unassigned licenses I have?



# Why Quest On Demand?

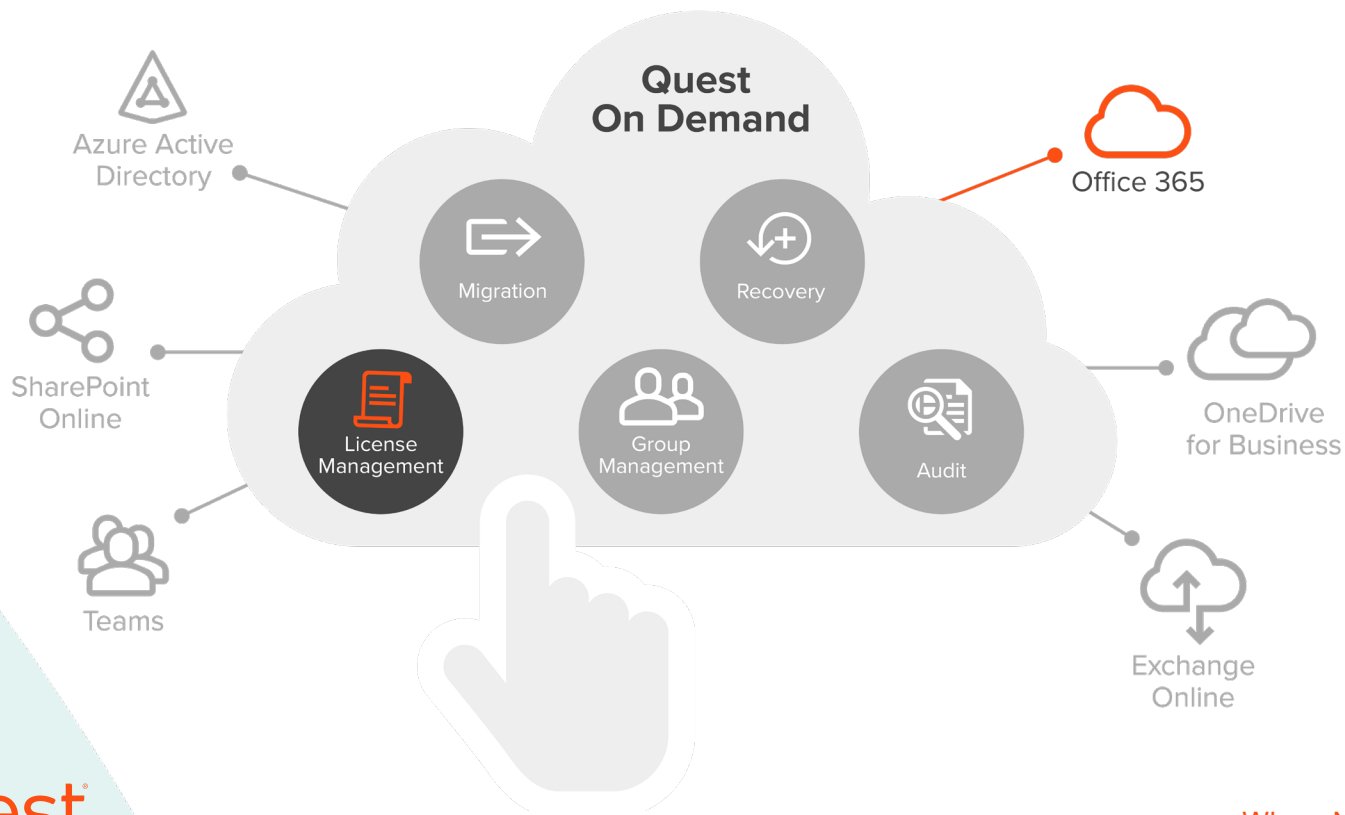


**Fast, easy setup** – No installation, no upgrades, no complex configuration

**Secure and reliable SaaS** – ISO/IEC27001:2013, ISO/IEC 27017:2015 and ISO/IEC 27018:2019 certified

**Rapid innovation** – we keep pace with Microsoft updates so you don't have to!

# Quest® On Demand License Management



# Complementing native license management



Single dashboard view across single or multiple tenants



Gain insight into trends and estimated license costs and losses to support organizational changes



Deep dive view into license conflicts and utilization



Ability to display information in a meaningful, actionable way



Understand what the cost of un-utilized or under-utilized licenses are. And if you should consider additional training

## What if you could ... control costs and gain complete visibility into Microsoft Office 365 and Azure AD licenses by:



Determining how many Office 365 and Azure AD licenses are available and who are they assigned to.



Quickly seeing if your end users are using the Office 365 services that have been provisioned.



Customizing rates to your organization to reveal real costs.



Understanding the cost of un-utilized or under-utilized licenses to decide if you should consider reallocating licenses or providing additional training.

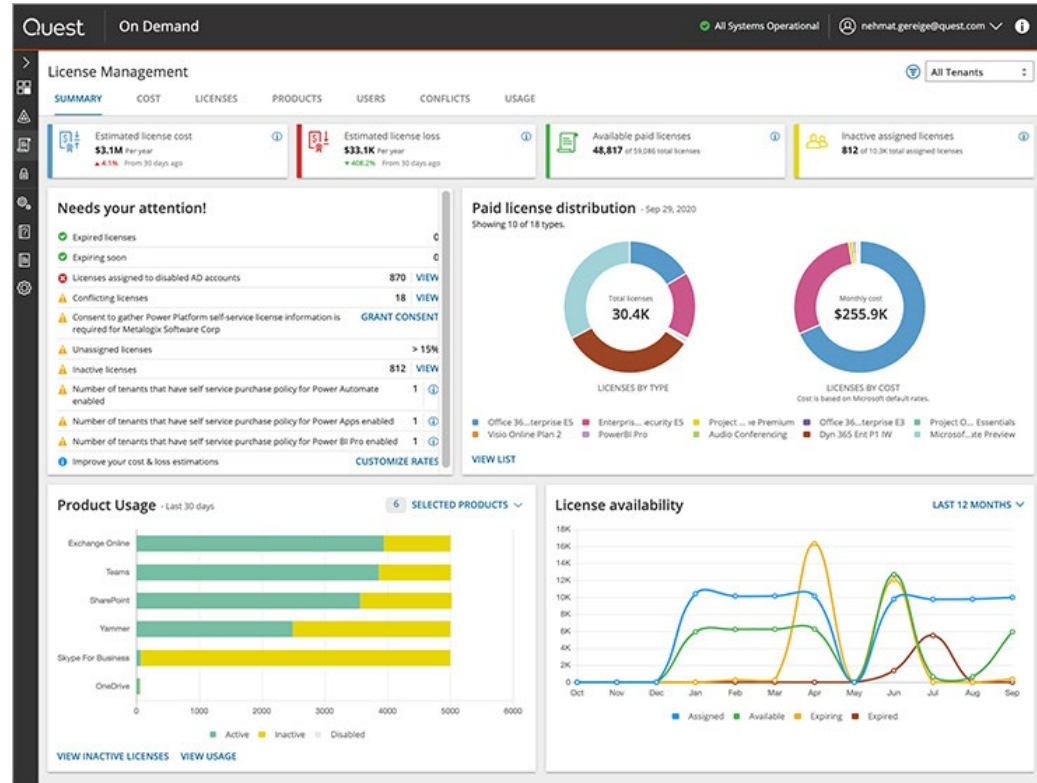


Gaining insight into expiring licenses, licenses assigned to disabled or inactive accounts, conflicting licenses and self service purchases in order to reassign or prepare for license renewal negotiation.














# License management dashboard

- Manage license assignments proactively
- Gain insight into license distribution to understand total proportion of license types and related costs









# Needs your attention!

- Quickly uncover license activity or inactivity and determine if action is required.

Needs your attention!		
 Conflicting licenses	18	<a href="#">VIEW</a>
 Licenses assigned to disabled AD accounts	885	<a href="#">VIEW</a>
 Expired licenses	0	
 Expiring soon	0	
 Consent to gather Power Platform self-service license information is required for Metalogix Software Corp <a href="#">GRANT CONSENT</a>		
 Unassigned licenses	> 15%	
 Inactive licenses	798	<a href="#">VIEW</a>
 Number of tenants that have self service purchase policy for Power Automate enabled	1	<a href="#">i</a>
 Number of tenants that have self service purchase policy for Power Apps enabled	1	<a href="#">i</a>
 Number of tenants that have self service purchase policy for Power BI Pro enabled	1	<a href="#">i</a>
 Improve your cost & loss estimations	<a href="#">CUSTOMIZE RATES</a>	



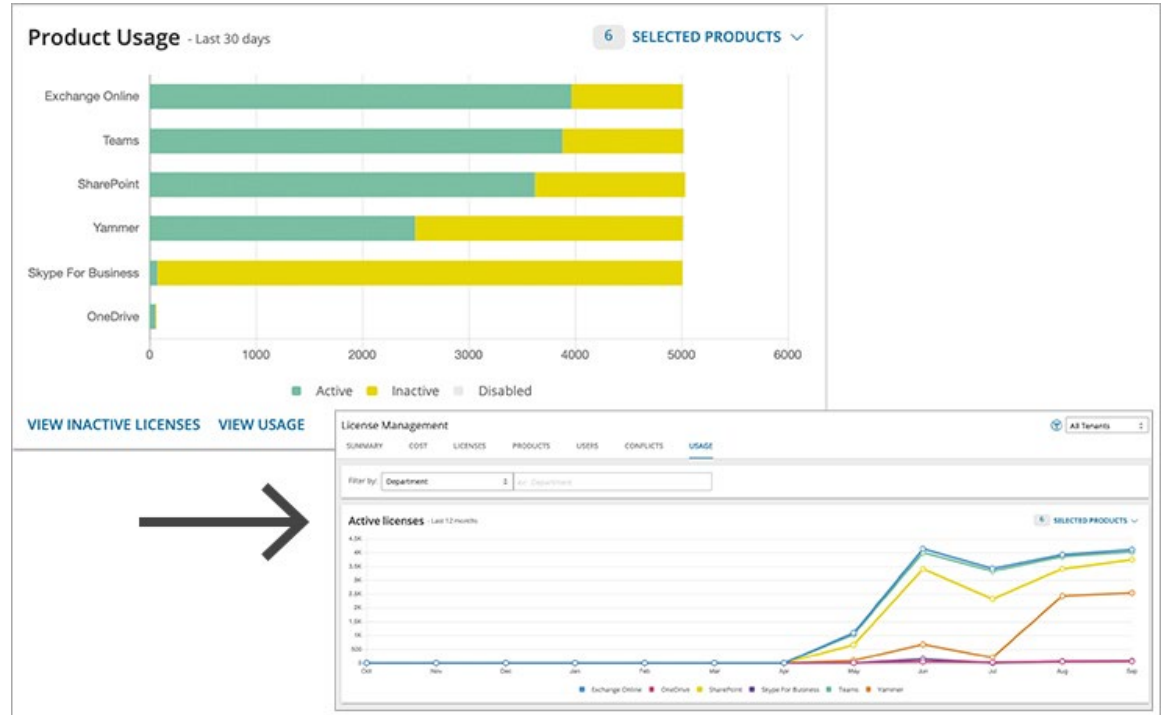
# Microsoft self-service alerts

 Number of tenants that have self service purchase policy for Power Automate enabled	1	
 Number of tenants that have self service purchase policy for Power Apps enabled	1	
 Number of tenants that have self service purchase policy for Power BI Pro enabled	1	

- Determine if Microsoft self-service purchases for Power Apps, Power Automate and Power BI are enabled – your first step in controlling procurement.

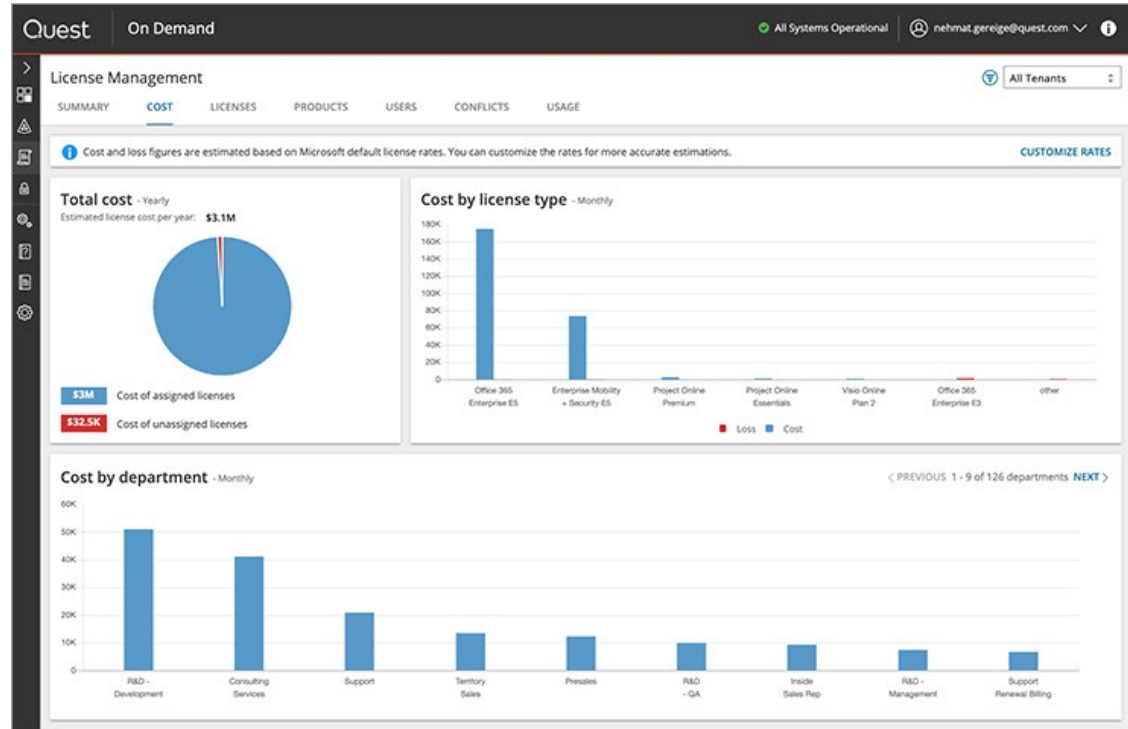
# Office 365 product usage

- Gain insight into what products are being utilized or underutilized.
- The license availability trend ensures cost effective license renewal.



# Cost and loss analysis

- Confidently discover the total cost and loss of licenses per year along with a cost\loss breakdown of each license type.



# Power BI Pro license reporting

- Make informed decisions with visibility into the Power BI Pro add-on license costs and utilization.

The screenshot displays the Quest On Demand License Management interface. The top navigation bar includes the Quest logo, 'On Demand' text, a user profile icon with 'username@domain.com', and an information icon. The main section is titled 'License Management' and features a sidebar with navigation icons. The top tabs are SUMMARY, COST, LICENSES, PRODUCTS, USERS, USAGE, and POWER BI. The 'POWER BI' tab is selected. Below the tabs, there are filters for 'License' (All, Power BI Pro (Add-on), Microsoft ES) and 'Product activity' (All, Inactive, Active). A dropdown menu for 'LAST 60 DAYS' is open, showing options for 'Last 30 days', 'Last 60 days', and 'Last 90 days'. Below the filters, there are links for 'EDIT COLUMNS' and 'EXPORT AS CSV'. The main table displays license data with columns: Display name, Tenant name, Country, License, Product activity, and Last used. The table lists five users, all with 'Power BI Pro (Add-on)' licenses and 'Inactive' product activity, with a 'Last used' date of 'March 18, 2020'. A summary row at the bottom indicates '5 users'.

Display name	Tenant name	Country	License	Product activity	Last used
Athar Malakooti	Quest inc.	USA	Power BI Pro (Add-on)	Inactive	March 18, 2020
Bárbara Cotilla	Metalogix	USA	Power BI Pro (Add-on)	Inactive	March 18, 2020
Joana Leite	Quest inc.	Canada	Power BI Pro (Add-on)	Inactive	March 18, 2020
Nguyễn Nguyễn Khang	Quest inc.	Canada	Power BI Pro (Add-on)	Inactive	March 18, 2020
Boon-mee Yao-Yun	Quest inc.	USA	Power BI Pro (Add-on)	Inactive	March 18, 2020
5 users					

# Conflicting license reporting

- Understand details of users with conflicting licenses
- Easily compare the redundant products included in multiple licenses assigned.

The screenshot displays the Quest On Demand License Management interface. The top navigation bar includes 'Quest', 'On Demand', and a status indicator 'All Systems Operational'. The user 'nehmat.gereje@quest.com' is logged in. The 'License Management' section is active, with tabs for SUMMARY, COST, LICENSES, PRODUCTS, USERS, CONFLICTS, and USAGE. The 'CONFLICTS' tab is selected, showing a table of conflicting licenses for user 'Cengiz Tuztas (ctuztas)'. The table has columns for Display name, Tenant, Conflicts, and Minimum. The table lists 18 conflicting licenses, including 'Rights Management Adhoc, Office 365 Enterprise E3' and 'Office 365 Enterprise E3, Office 365 Enterprise E3'. A right-hand panel shows details for 'Cengiz Tuztas (ctuztas)', including a list of common services and a list of products. The bottom of the interface shows a legend for license status: Active (green), Inactive (yellow), Never Used (red), Disabled (grey), and Usage Unknown (blue).

Display name	Tenant	Conflicts	Minimum
Cengiz Tuztas (ctuztas)	Quest	Rights Management Adhoc, Office 365 Enterprise E3	\$0.00
Cengiz Tuztas (ctuztas)	Quest	Rights Management Adhoc, Enterprise Mobility	\$0.00
Dana Brown (dbrown)	Quest	Rights Management Adhoc, Office 365 Enterprise E3	\$0.00
Dana Brown (dbrown)	Quest	Rights Management Adhoc, Enterprise Mobility	\$0.00
Grigory Vasiliev (gvasille)	Quest	Microsoft Virtual Agents Private Preview, Office 365 Enterprise E3	\$0.00
Grigory Vasiliev (gvasille)	Quest	Microsoft Virtual Agents Private Preview, Office 365 Enterprise E3	\$0.00
James McFadden (jmcfadde)	Quest	Rights Management Adhoc, Office 365 Enterprise E3	\$0.00
James McFadden (jmcfadde)	Quest	Rights Management Adhoc, Enterprise Mobility	\$0.00
Jane Heyes (jheyas)	Quest	Rights Management Adhoc, Office 365 Enterprise E3	\$0.00
Jane Heyes (jheyas)	Quest	Rights Management Adhoc, Enterprise Mobility	\$0.00
Joseph Yamakawa (jyamakaw)	Quest	Office 365 Enterprise E3, Office 365 Enterprise E3	\$20.00
Mikhail Plavskiy (mplavski)	Quest	Microsoft Virtual Agents Private Preview, Office 365 Enterprise E3	\$0.00
Mikhail Plavskiy (mplavski)	Quest	Microsoft Virtual Agents Private Preview, Office 365 Enterprise E3	\$0.00
Mikhail Plavskiy (mplavski)	Quest	Microsoft Virtual Agents Private Preview, Office 365 Enterprise E3	\$0.00
Raphael Pollard (rpollard)	Quest	Rights Management Adhoc, Office 365 Enterprise E3	\$0.00
Raphael Pollard (rpollard)	Quest	Rights Management Adhoc, Enterprise Mobility	\$0.00
Vlad Munthiu (vmunthiu)	Quest	Microsoft Virtual Agents Private Preview, Office 365 Enterprise E3	\$0.00

18 conflicting licenses

Active Inactive Never Used Disabled Usage Unknown

# Inactive licensed user reports

- Report on licenses assigned to inactive users
- Maximize license usage and cost by reassigning unused licenses.

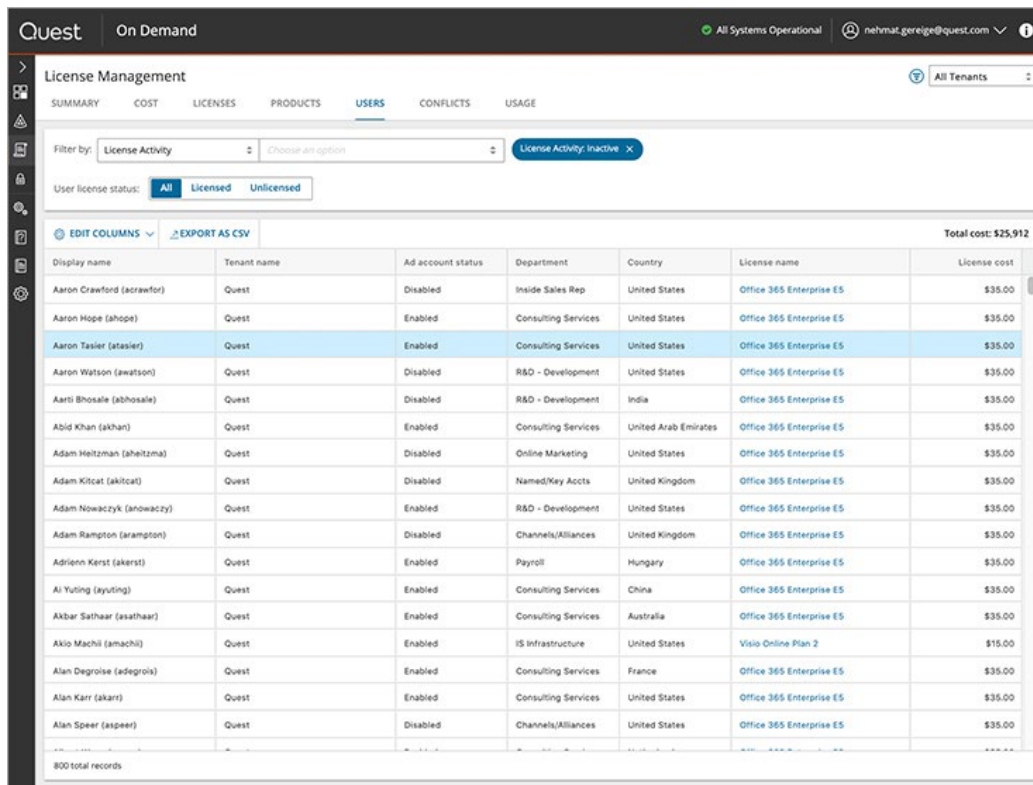
The screenshot shows the Quest On Demand License Management interface. The top navigation bar includes 'Quest' and 'On Demand'. The main header shows 'License Management' with tabs for SUMMARY, COST, LICENSES, PRODUCTS, USERS, CONFLICTS, and USAGE. The 'USERS' tab is selected. A filter bar shows 'License Activity' set to 'Inactive'. Below the filter bar, there are buttons for 'All', 'Licensed', and 'Unlicensed'. The table below lists users with columns for Display name, Tenant name, Ad account status, Department, Country, License name, and License cost. The total cost is \$25,912. The table shows 18 rows of data, with the first row highlighted in blue.

Display name	Tenant name	Ad account status	Department	Country	License name	License cost
Aaron Crawford (acrawfor)	Quest	Disabled	Inside Sales Rep	United States	Office 365 Enterprise E5	\$35.00
Aaron Hope (ahope)	Quest	Enabled	Consulting Services	United States	Office 365 Enterprise E5	\$35.00
Aaron Tasler (atasier)	Quest	Enabled	Consulting Services	United States	Office 365 Enterprise E5	\$35.00
Aaron Watson (awatson)	Quest	Disabled	R&D - Development	United States	Office 365 Enterprise E5	\$35.00
Aarti Bhosale (abhosale)	Quest	Disabled	R&D - Development	India	Office 365 Enterprise E5	\$35.00
Abid Khan (akhan)	Quest	Enabled	Consulting Services	United Arab Emirates	Office 365 Enterprise E5	\$35.00
Adam Heitzman (aheltzma)	Quest	Disabled	Online Marketing	United States	Office 365 Enterprise E5	\$35.00
Adam Kircat (akircat)	Quest	Disabled	Named/Key Accts	United Kingdom	Office 365 Enterprise E5	\$35.00
Adam Nowaczyk (anowaczy)	Quest	Enabled	R&D - Development	United States	Office 365 Enterprise E5	\$35.00
Adam Rampton (arampton)	Quest	Disabled	Channels/Alliances	United Kingdom	Office 365 Enterprise E5	\$35.00
Adrienn Kerst (akerst)	Quest	Enabled	Payroll	Hungary	Office 365 Enterprise E5	\$35.00
Al Yuting (ayuting)	Quest	Enabled	Consulting Services	China	Office 365 Enterprise E5	\$35.00
Akbar Sathar (asathar)	Quest	Enabled	Consulting Services	Australia	Office 365 Enterprise E5	\$35.00
Akio Machii (amachii)	Quest	Enabled	IS Infrastructure	United States	Visio Online Plan 2	\$15.00
Alan Degrois (adegrois)	Quest	Enabled	Consulting Services	France	Office 365 Enterprise E5	\$35.00
Alan Karr (akarr)	Quest	Enabled	Consulting Services	United States	Office 365 Enterprise E5	\$35.00
Alan Speer (aspeer)	Quest	Disabled	Channels/Alliances	United States	Office 365 Enterprise E5	\$35.00

800 total records

# Deactivated licensed users

- Report on licenses assigned to deactivated accounts proactively, and maximize license usage and cost by reassigning unused licenses.



The screenshot shows the Quest On Demand License Management interface. The top navigation bar includes 'Quest', 'On Demand', and a status indicator 'All Systems Operational'. The user 'nehmat.gerege@quest.com' is logged in. The 'License Management' section is active, with tabs for SUMMARY, COST, LICENSES, PRODUCTS, USERS, CONFLICTS, and USAGE. The 'USERS' tab is selected, and the filter is set to 'License Activity: Inactive'. The table displays a list of users with their associated licenses and costs. The total cost for the displayed licenses is \$25,912.

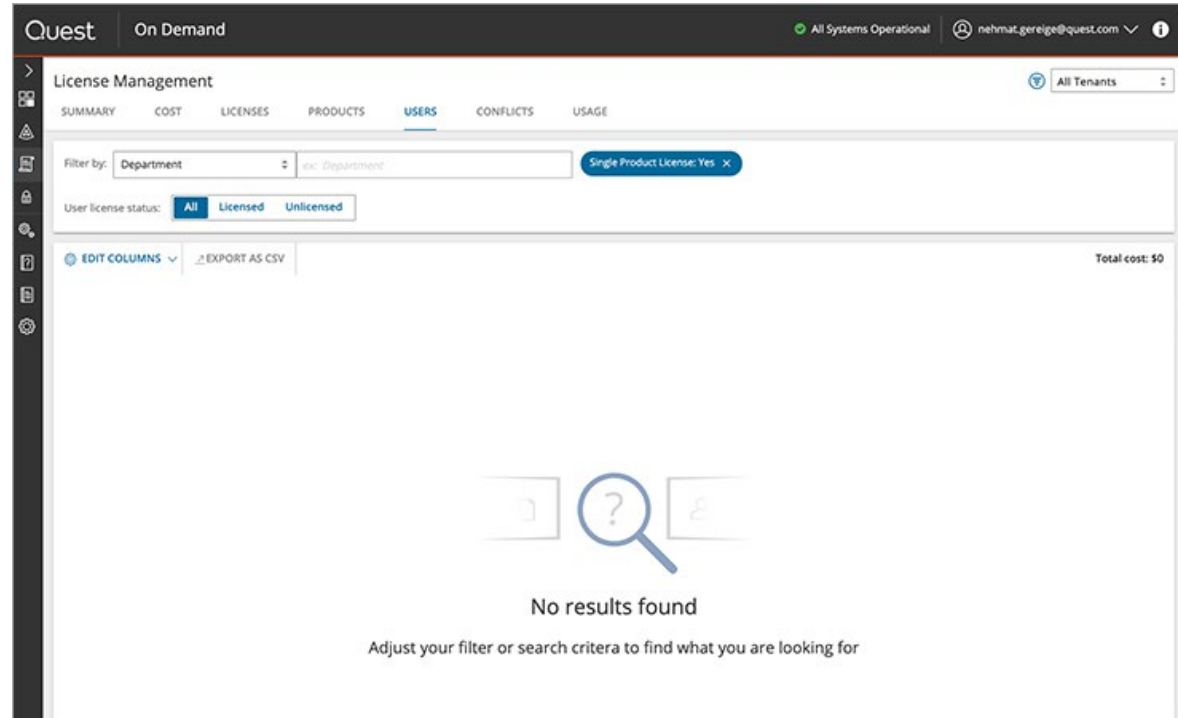
Display name	Tenant name	Ad account status	Department	Country	License name	License cost
Aaron Crawford (acrawfor)	Quest	Disabled	Inside Sales Rep	United States	Office 365 Enterprise E5	\$35.00
Aaron Hope (ahope)	Quest	Enabled	Consulting Services	United States	Office 365 Enterprise E5	\$35.00
Aaron Tasler (atasier)	Quest	Enabled	Consulting Services	United States	Office 365 Enterprise E5	\$35.00
Aaron Watson (awatson)	Quest	Disabled	R&D - Development	United States	Office 365 Enterprise E5	\$35.00
Aarti Bhosale (abhosale)	Quest	Disabled	R&D - Development	India	Office 365 Enterprise E5	\$35.00
Abid Khan (akhan)	Quest	Enabled	Consulting Services	United Arab Emirates	Office 365 Enterprise E5	\$35.00
Adam Heitzman (aheltzma)	Quest	Disabled	Online Marketing	United States	Office 365 Enterprise E5	\$35.00
Adam Kircat (akircat)	Quest	Disabled	Named/Key Accts	United Kingdom	Office 365 Enterprise E5	\$35.00
Adam Nowaczyk (anowaczy)	Quest	Enabled	R&D - Development	United States	Office 365 Enterprise E5	\$35.00
Adam Rampton (arampton)	Quest	Disabled	Channels/Alliances	United Kingdom	Office 365 Enterprise E5	\$35.00
Adrienn Kerst (akerst)	Quest	Enabled	Payroll	Hungary	Office 365 Enterprise E5	\$35.00
Al Yuting (ayuting)	Quest	Enabled	Consulting Services	China	Office 365 Enterprise E5	\$35.00
Akbar Sathar (asathar)	Quest	Enabled	Consulting Services	Australia	Office 365 Enterprise E5	\$35.00
Akio Machii (amachii)	Quest	Enabled	IS Infrastructure	United States	Visio Online Plan 2	\$15.00
Alan Degrois (adegrois)	Quest	Enabled	Consulting Services	France	Office 365 Enterprise E5	\$35.00
Alan Karr (akarr)	Quest	Enabled	Consulting Services	United States	Office 365 Enterprise E5	\$35.00
Alan Speer (aspeer)	Quest	Disabled	Channels/Alliances	United States	Office 365 Enterprise E5	\$35.00

800 total records



# One-off license purchases

- Identify users that purchased individual licenses outside normal procurement processes, what those licenses are, and if they're incurring extra costs.



# Ready to take the next step?

- [Try On Demand License Management](#)
- [Learn more about the product](#)
- [Read the Datasheet](#)
- [Check out the video](#)
- [Subscribe to the blog](#)
- [Review the eBook](#)
- [Watch a webinar](#)



## Start your Free Trial

☐ I have read and accepted the [license agreement](#)

**Sign In for your Free Trial**

**Create a Trial Account**

# QUESTions?

Active Directory & Office 365 management  
End-to-end support for your next Microsoft  
challenge

For more information on O365, Hybrid O365 check out our solutions pages:

<https://www.quest.com/solutions/microsoft-platform-management/>

Feel free to reach out to me with any questions.

[Chris.Thorpe@quest.com](mailto:Chris.Thorpe@quest.com)

Quest

Where Next Meets Now.

The background is a teal-colored image featuring a sky with white, wispy clouds. A thick white arrow starts from the bottom left and points diagonally upwards towards the right, ending near the center-right of the frame.

Quest

Where Next Meets Now.