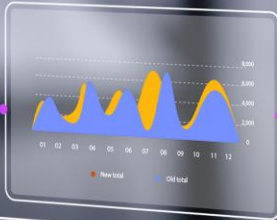


edwin

DM



Ai



erwin DM 101 Series

Episode 3

The Art of Documenting Data Structures

Andy McGovern

Sr. Principal Consultant
erwin DM





Agenda

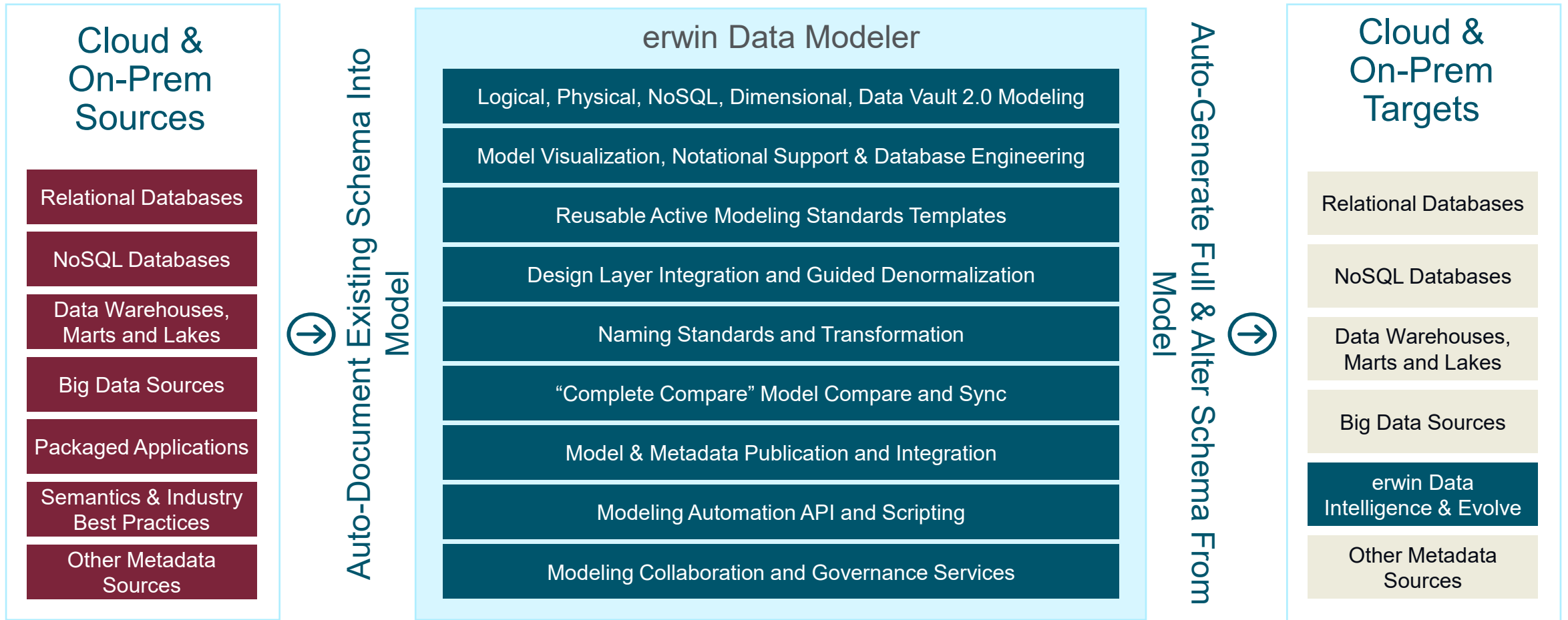
- **Unlock the power of Erwin DM to create a dynamic and tailored Logical/Physical Data Dictionary**
 - Seamlessly integrate your organization's unique terminology
 - Incorporate customized data flags, also known as User Defined Properties (UDP)
- **Elevate your Data Model and visual diagrams with this innovative tool**
 - Transform the way you capture and convey your data landscape
- **Discover how personalized insights can enhance clarity and drive informed decision-making within your organization**

An abstract graphic on the left side of the slide. It features a vibrant, multi-colored background with swirling patterns in shades of red, orange, yellow, green, and blue. Overlaid on this background is a network diagram consisting of several circular nodes connected by thin white lines. Two of the nodes are highlighted with a glowing blue and white effect, suggesting active connections or data flow.

Topics for Discussion


- **Data Security:** Flag sensitive data and import organizational terms.
- **Focused Analysis:** Utilize Subject Areas for specific objects.
- **Custom Reporting:** Generate reports with the Report Designer.
- **Web-Based Access:** Publish models and reports on the ER360 portal.

Single Tool for Data Modeling & Design



Broad DBMS Support and 3rd Party Integration

ORACLE®



TERADATA



Import
Bridges from
Vendor Tools

Data & Object
Modeling

Data
Integration
(EAI, ETL, EII)

Business
Intelligence
(OLAP, Reporting)



Export
Bridges to
Vendor Tools

Data & Object
Modeling

Data
Integration
(EAI, ETL, EII)

Business
Intelligence
(OLAP, Reporting)



Quest®

Where We Left Off...



Quest

Where Next Meets Now.

New Model 

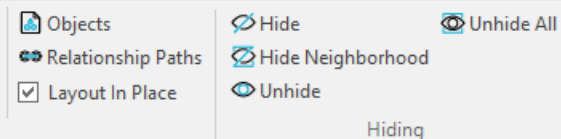
- [illegible]

Annotate Your Diagrams

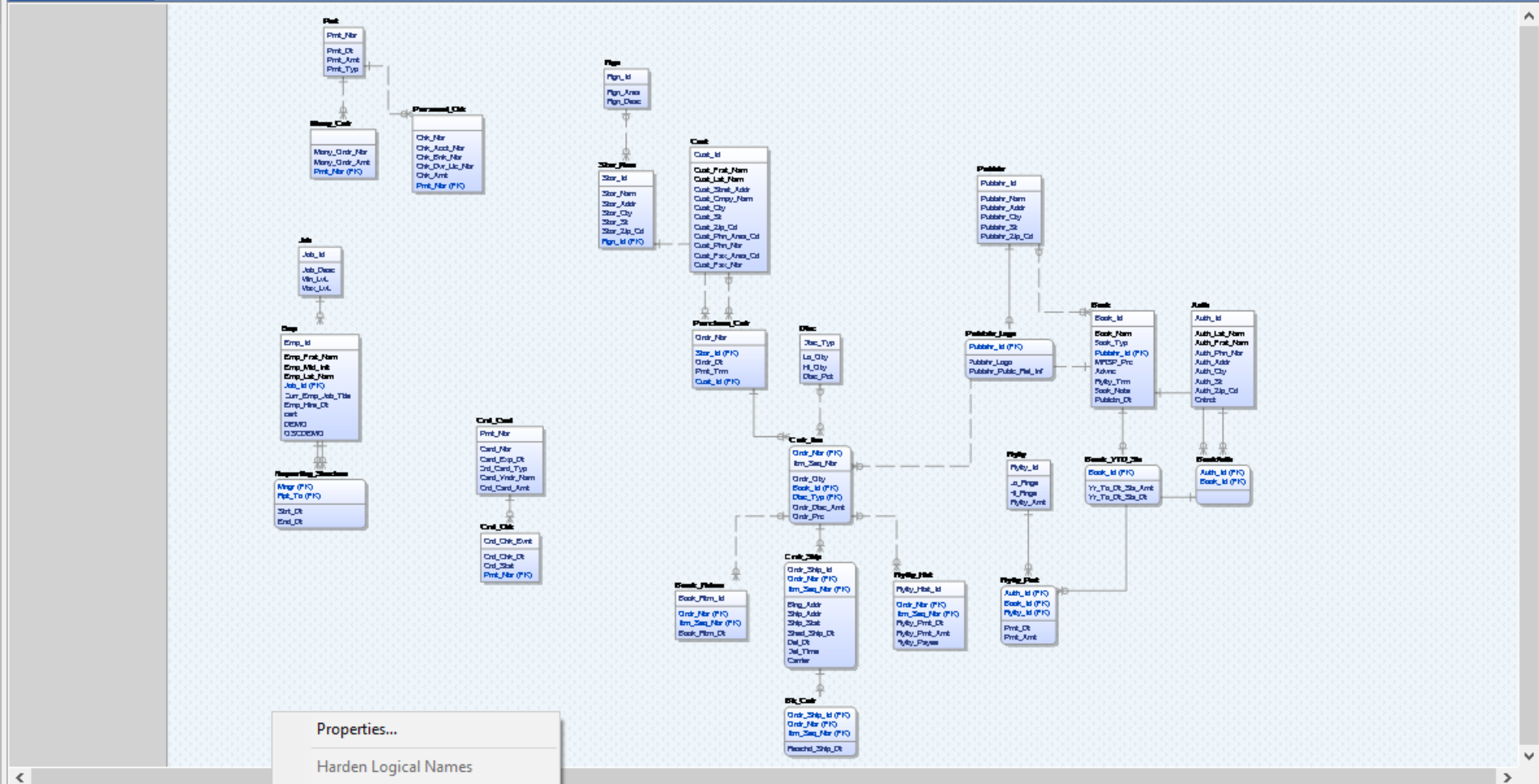


Quest

Where Next Meets Now.



New Model




Unharden Logical Names

Physical Logical

45% - —|— +


Edit ER Diagrams in: New Model



Enter filter text

Name	View Mode	Auto-populate
Logical	Logical	<input checked="" type="checkbox"/>
Physical	Physical	<input checked="" type="checkbox"/>


GeneralMembersRelationshipsLayoutDisplayEntityTableViewRelationshipPage SetupPage Setup MarginsDefinitionWhere UsedUDP



Enter text here...

CloseCancel


Edit ER Diagrams in: New Model



Enter filter text

Name	View Mode	Auto-populate
Logical	Logical	<input checked="" type="checkbox"/>
Physical	Physical	<input checked="" type="checkbox"/>

GeneralMembersRelationshipsLayoutDisplayEntityTableViewRelationshipPage SetupPage Setup MarginsDefinitionWhere UsedUDP



Logical Diagram:

This is a diagram presenting all the data elements as established by business personnel during the data requirements phase for YOUR SYSTEM. These entities, attributes and their definitions describe what the business identifies as the data requirements needed for this system. As changes are needed, any additional data requirements or other business data changes are applied to the application, this diagram will be updated to reflect these changes.

Target Audience: Business Users

CloseCancel

Edit ER Diagrams in:

New Model

Enter filter text

Name	View Mode	Auto-populate
Logical	Logical	<input checked="" type="checkbox"/>
Physical	Physical	<input checked="" type="checkbox"/>

GeneralMembersRelationshipsLayoutDisplayEntityTableViewRelationshipPage SetupPage Setup MarginsDefinitionWhere UsedUDP

Physical Diagram:

This diagram represents the physical implementation for the database supporting YOUR SYSTEM. All details for the physical database schema are available in this view to enable technical personnel in planning and scheduling database changes to this system.

Target Audience: Technical personnel

Close

Cancel

Details...

Naming Standards



File Home View Diagram Project Explorer Model Mart Actions Tools Help

New Diagram Delete Diagram Diagrams... Align Left Align Center Align Right Align Top Align Middle Align Bottom Space Horizontally Space Vertically Group Ungroup Hierarchical Orthogonal Tree Circular Symmetric Objects Relationship Paths Layout In Place Hide Hide Neighborhood Unhide All Unhide

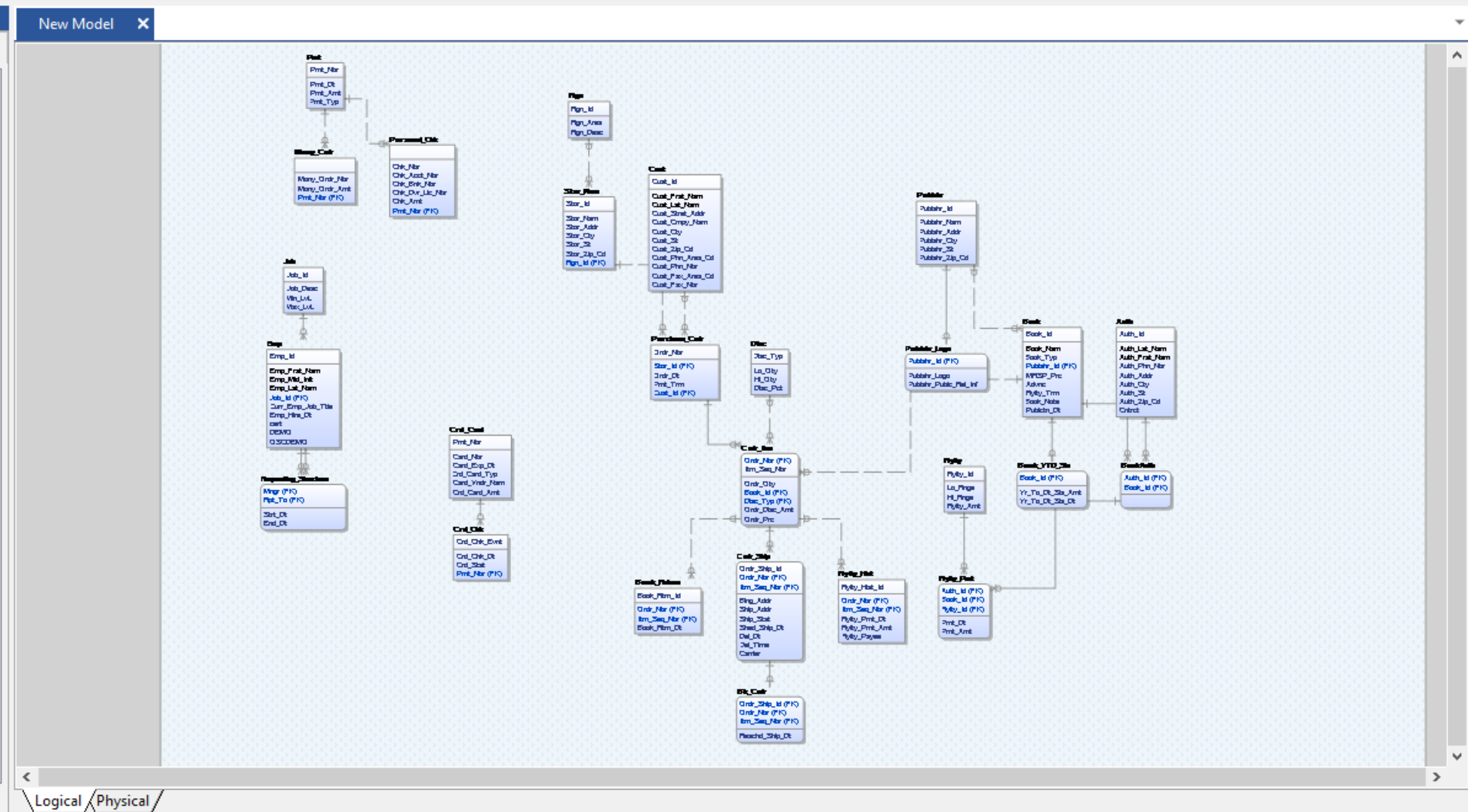
Diagram Alignment Group Layout Hiding

Logical

Model Explorer

- New Model
 - Annotations
 - Data Vault 2.0
 - Datatype Standards
 - Default Values
 - Domains
 - Entities
 - ER Diagrams
 - Model Sources
 - Naming Standards**
 - Relationships
 - Subject Areas
 - Themes
 - Validation Rules

Model Subject Area



File Home View Diagram Project Explorer Model Mart Actions Tools Help

New Diagram Delete Diagram Diagrams... Align Left Align Center Align Right Align Top Align Middle Align Bottom Space Horizontally Space Vertically Group Ungroup Hierarchical Orthogonal Tree Circular Symmetric Layout Objects Relationship Paths Layout In Place Hide Hide Neighborhood Unhide Unhide All

Model Explorer New Model

Model Explorer

- New Model
 - Annotations
 - Data Vault 2.0
 - Datatype Standards
 - Default Values
 - Domains
 - Entities
 - ER Diagrams
 - Model Sources
 - Naming Standards
 - Naming_Standard_844
 - Relationships
 - Subject Areas
 - Themes
 - Validation Rules

Model Subject Area

Naming Standard 'Naming_Standard_844' Editor

Enter filter text

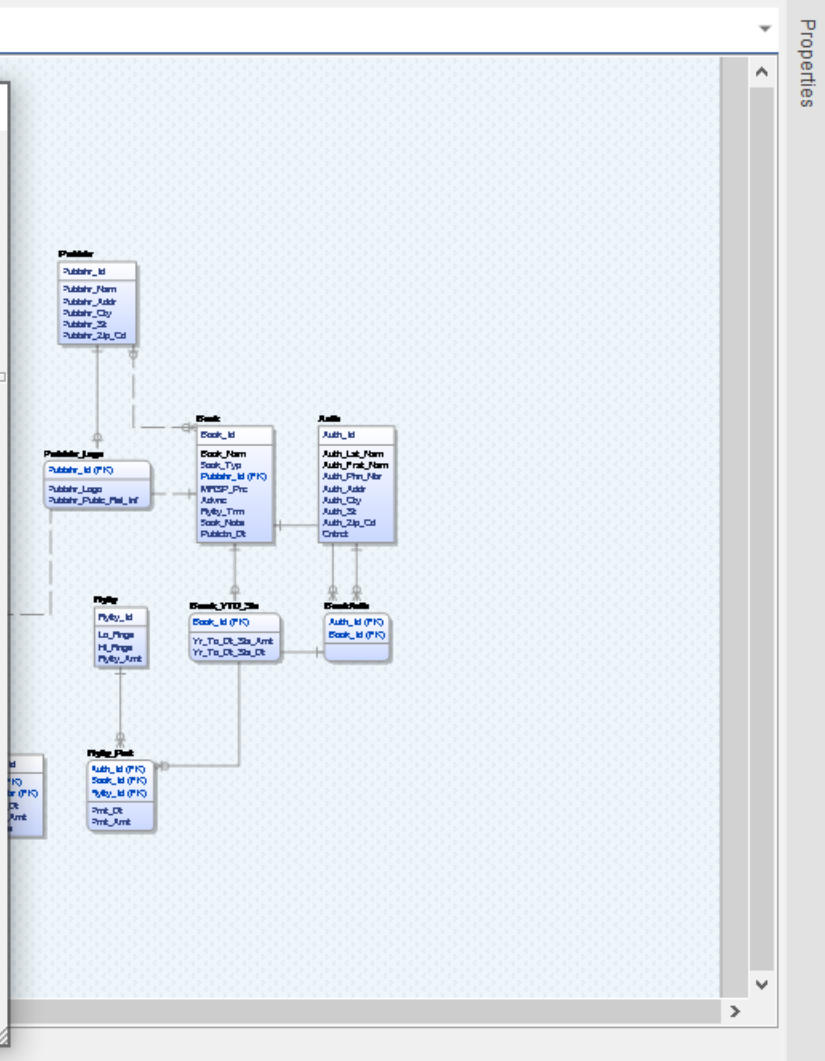
Name	Match Whole Words Only	Match Whole Name Only	Is Active	Physical to Logical
Naming_Standard_844	<input type="checkbox"/>	<input checked="" type="checkbox"/>	<input checked="" type="checkbox"/>	<input checked="" type="checkbox"/>

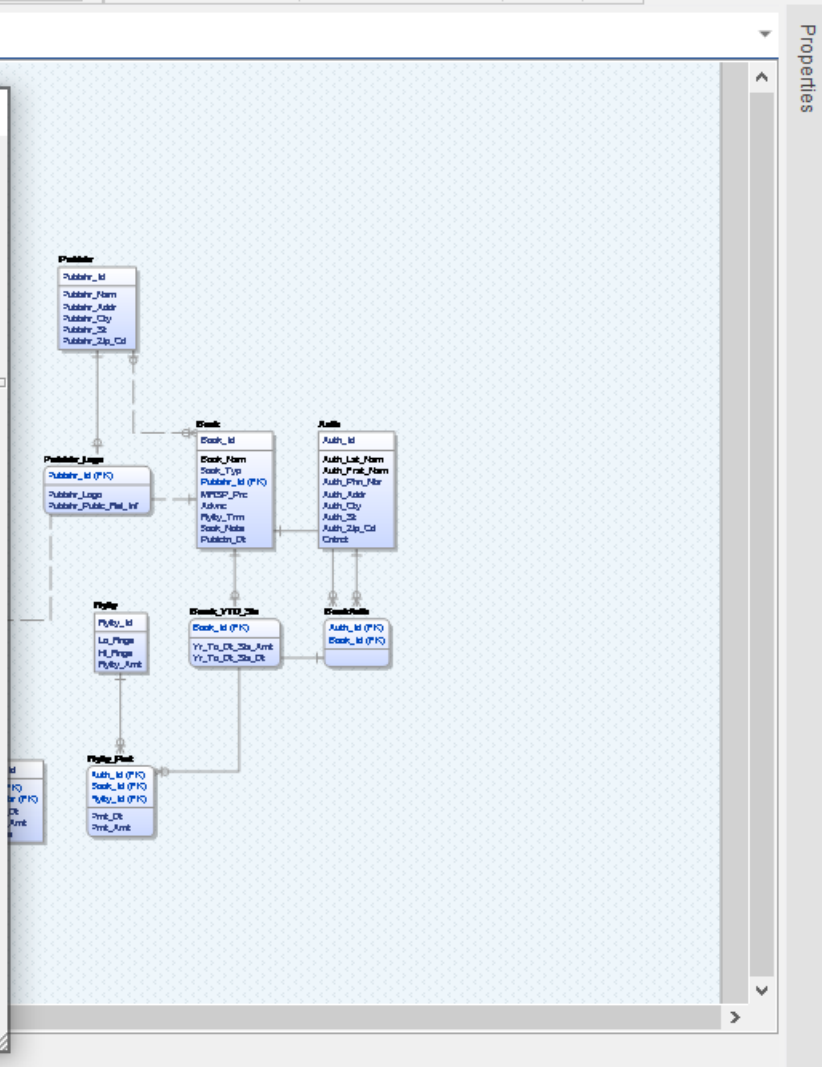
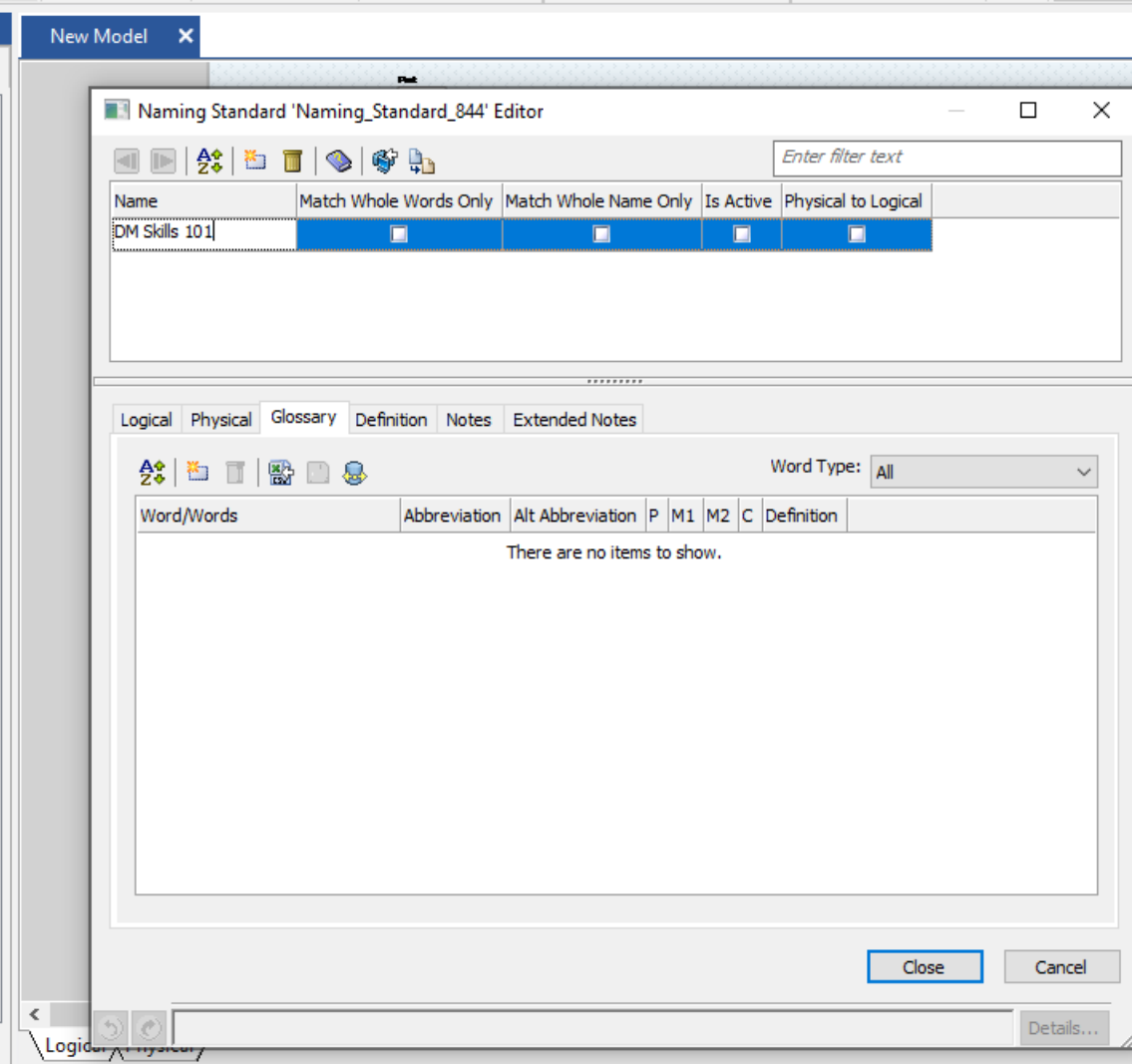
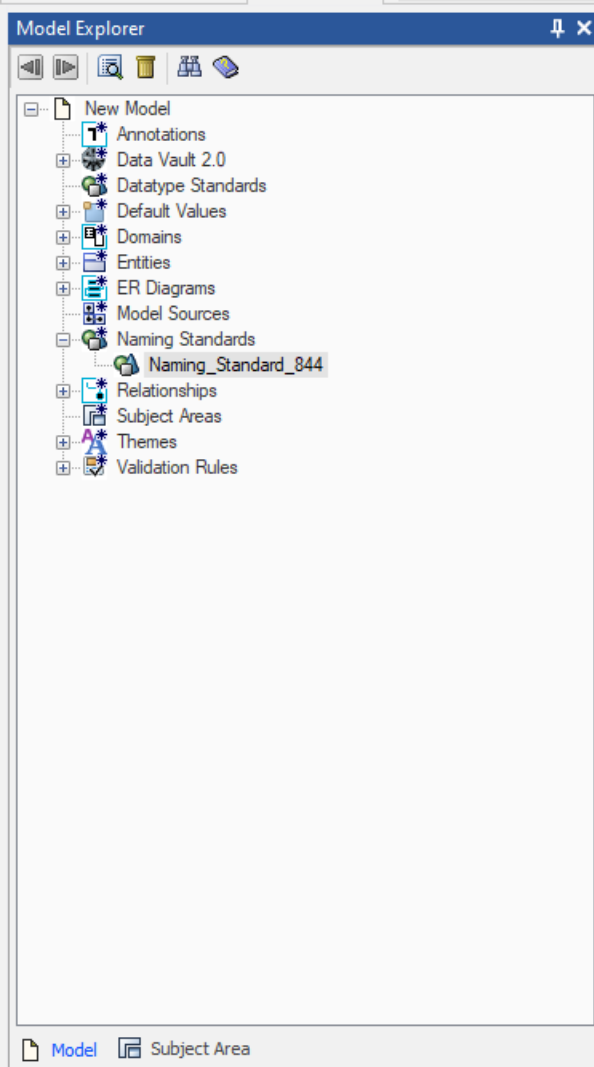
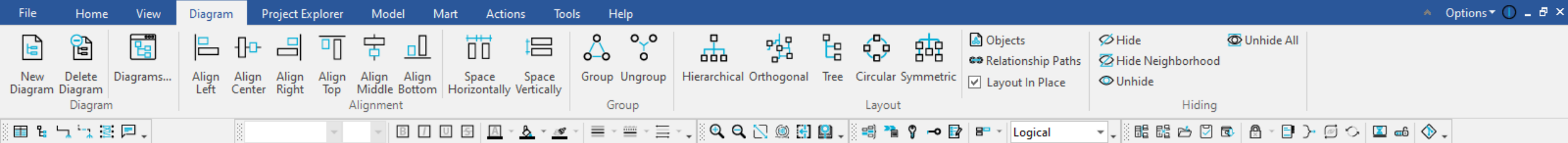
Logical Physical Glossary Definition Notes Extended Notes

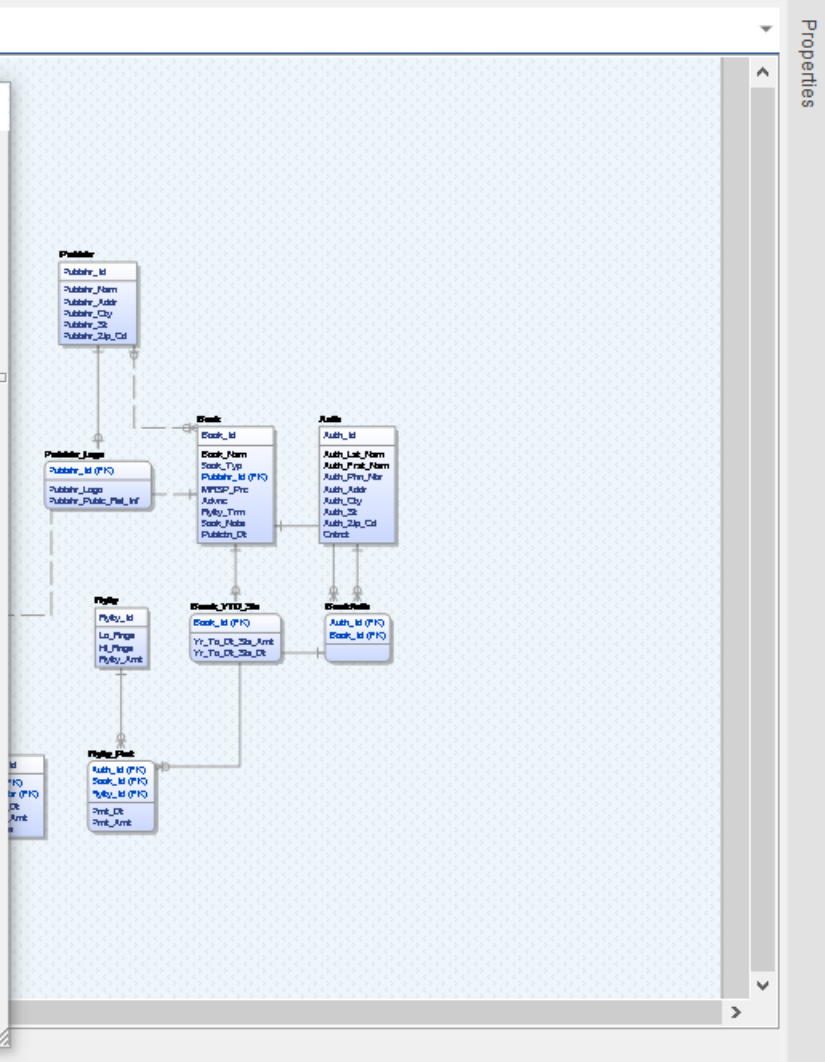
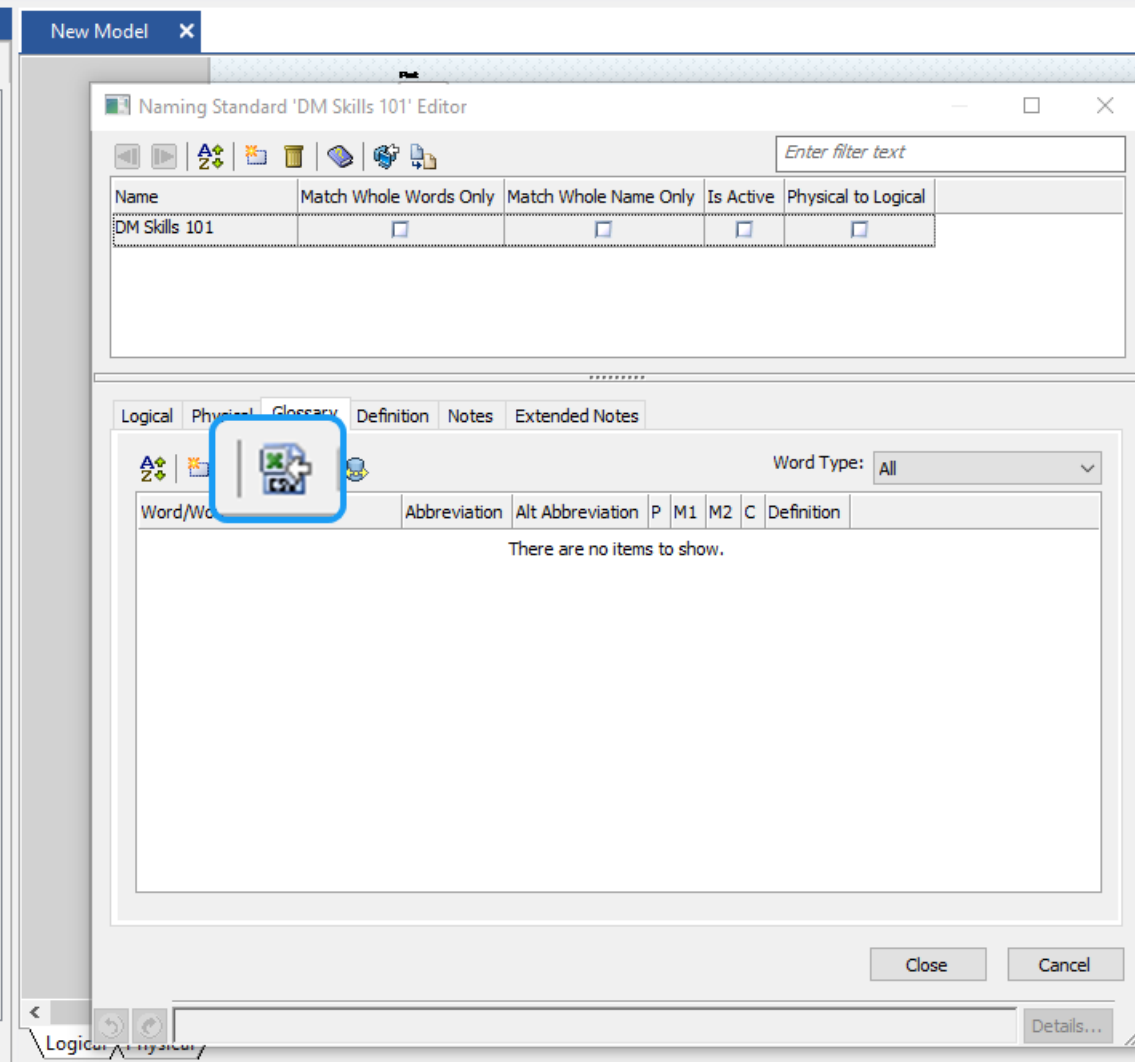
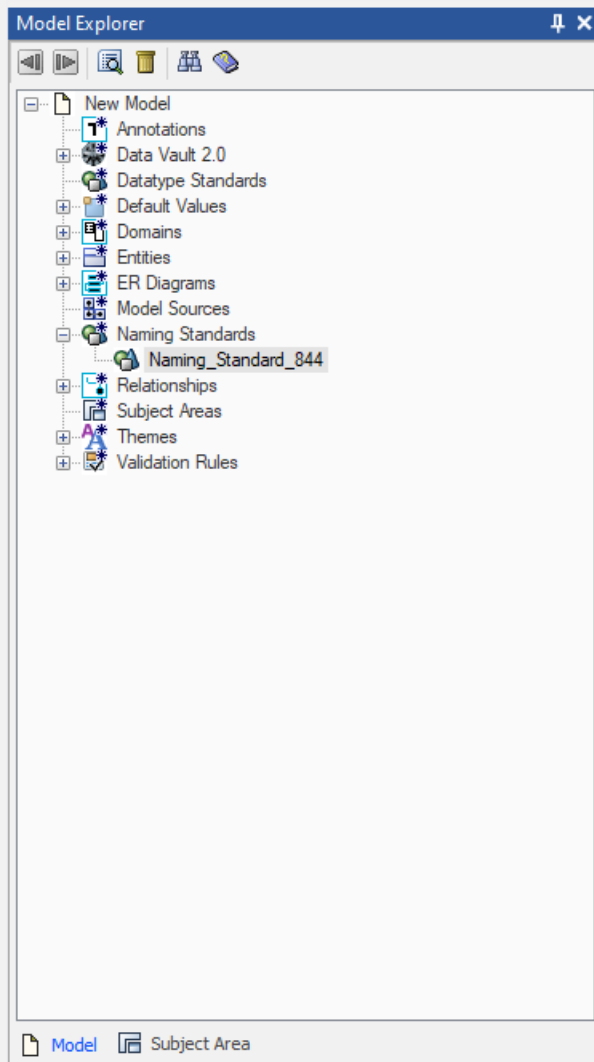
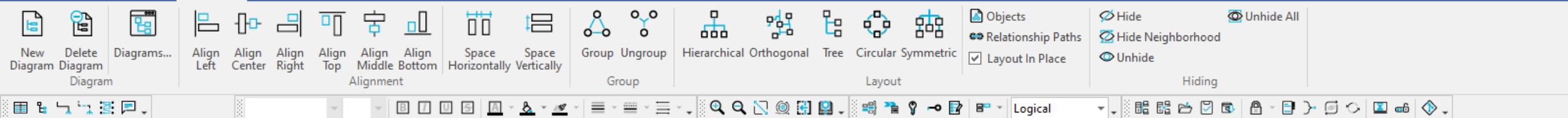
Word Type: All

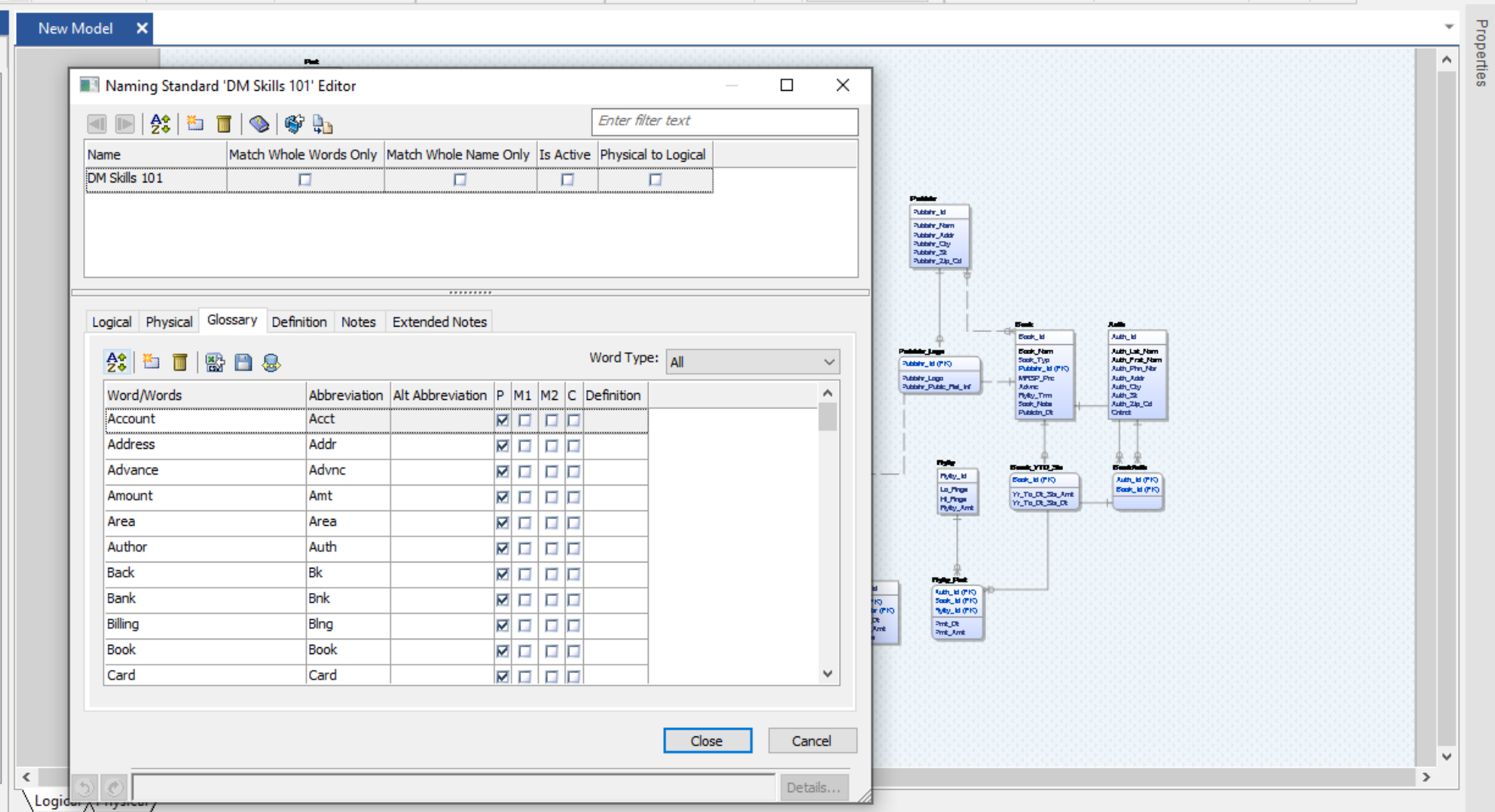
Word/Words	Abbreviation	Alt Abbreviation	P	M1	M2	C	Definition
There are no items to show.							

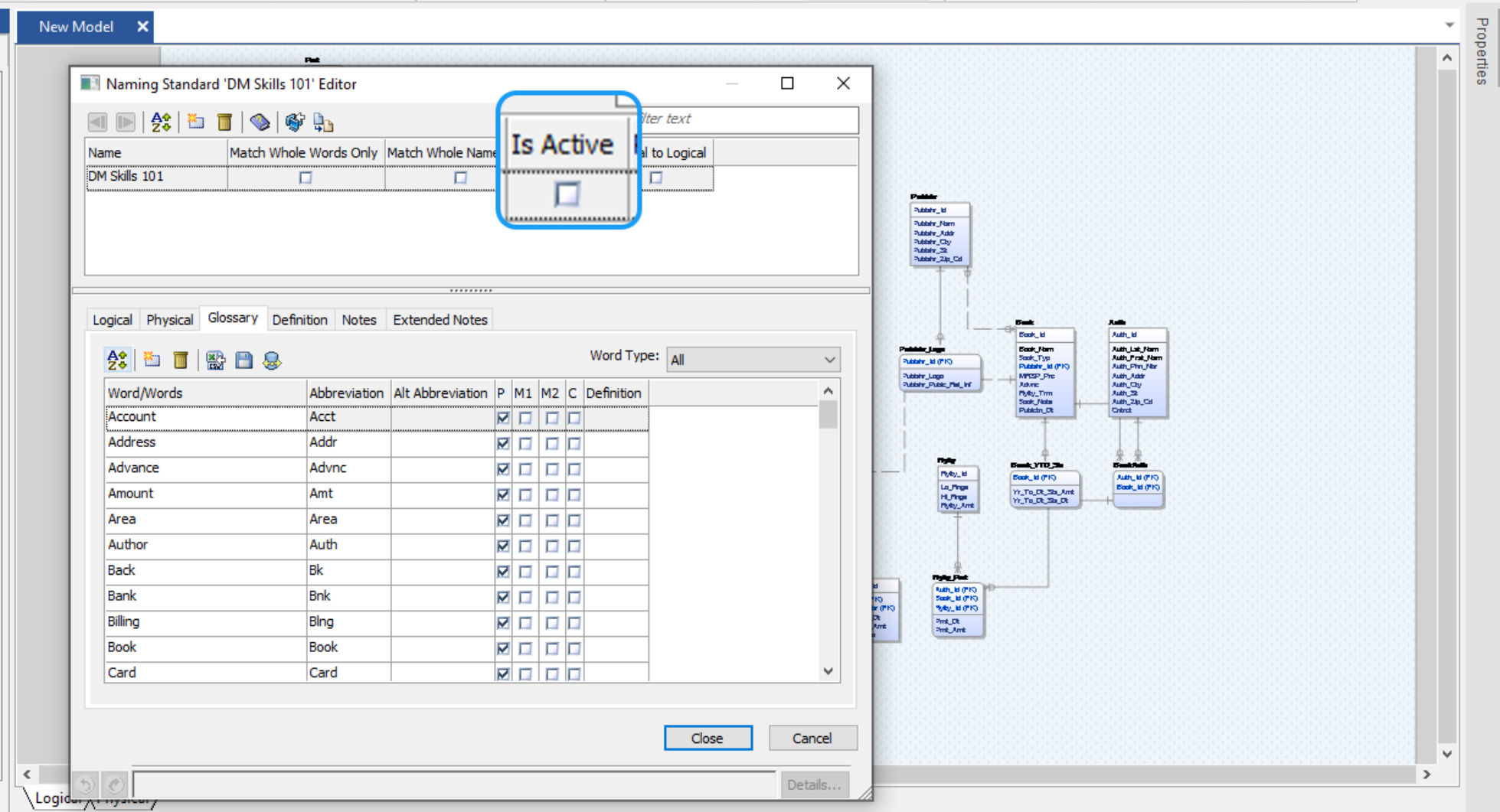

Close Cancel











File Home View Diagram Project Explorer Model Mart Actions Tools Help

New Diagram Delete Diagram Diagrams... Align Left Align Center Align Right Align Top Align Middle Align Bottom Space Horizontally Space Vertically Group Ungroup Hierarchical Orthogonal Tree Circular Symmetric Layout Objects Relationship Paths Layout In Place Hide Hide Neighborhood Unhide Unhide All Hiding

Model Explorer New Model

Logical

Model Explorer

- New Model
 - Annotations
 - Data Vault 2.0
 - Datatype Standards
 - Default Values
 - Domains
 - Entities
 - ER Diagrams
 - Model Sources
 - Naming Standards
 - Naming_Standard_844
 - Relationships
 - Subject Areas
 - Themes
 - Validation Rules

Model Subject Area

Naming Standard 'DM Skills 101' Editor

Name	Match Whole Words Only	Match Whole Name Only
DM Skills 101	<input type="checkbox"/>	<input type="checkbox"/>

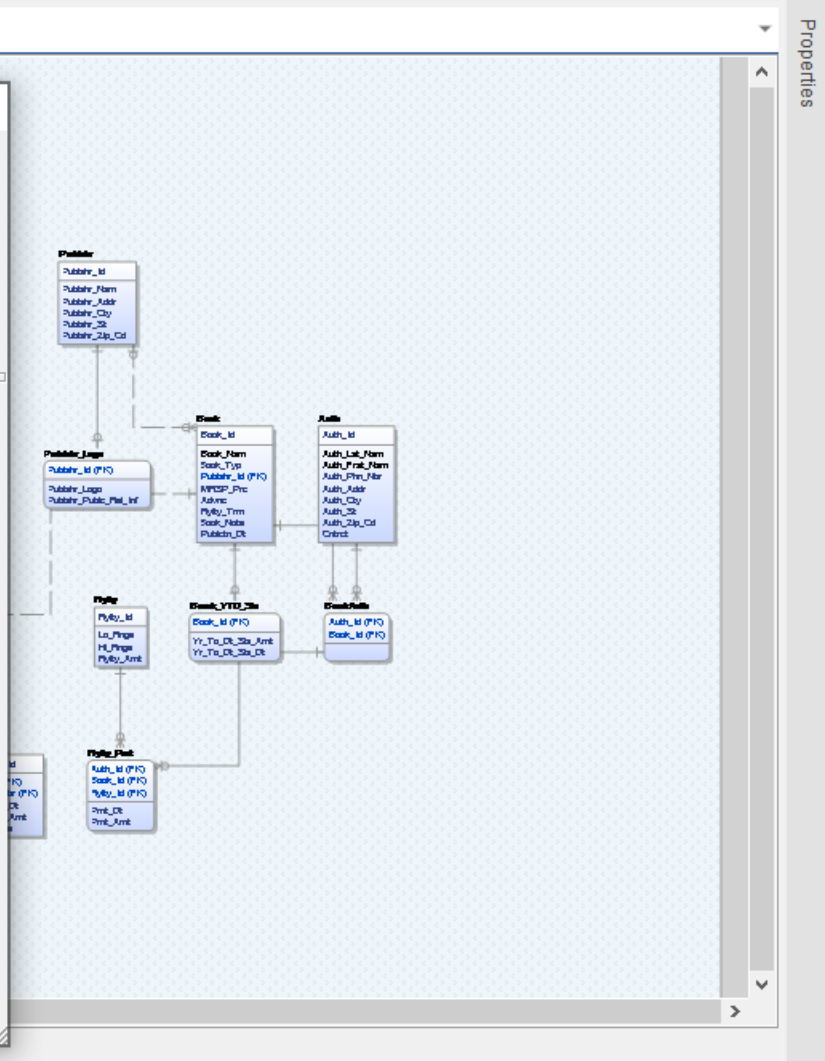
Physical to Logical

Logical Physical Glossary Definition Notes Extended Notes

Word Type: All

Word/Words	Abbreviation	Alt Abbreviation	P	M1	M2	C	Definition
Account	Acct		<input checked="" type="checkbox"/>	<input type="checkbox"/>	<input type="checkbox"/>	<input type="checkbox"/>	
Address	Addr		<input checked="" type="checkbox"/>	<input type="checkbox"/>	<input type="checkbox"/>	<input type="checkbox"/>	
Advance	Advnc		<input checked="" type="checkbox"/>	<input type="checkbox"/>	<input type="checkbox"/>	<input type="checkbox"/>	
Amount	Amt		<input checked="" type="checkbox"/>	<input type="checkbox"/>	<input type="checkbox"/>	<input type="checkbox"/>	
Area	Area		<input checked="" type="checkbox"/>	<input type="checkbox"/>	<input type="checkbox"/>	<input type="checkbox"/>	
Author	Auth		<input checked="" type="checkbox"/>	<input type="checkbox"/>	<input type="checkbox"/>	<input type="checkbox"/>	
Back	Bk		<input checked="" type="checkbox"/>	<input type="checkbox"/>	<input type="checkbox"/>	<input type="checkbox"/>	
Bank	Bnk		<input checked="" type="checkbox"/>	<input type="checkbox"/>	<input type="checkbox"/>	<input type="checkbox"/>	
Billing	Bling		<input checked="" type="checkbox"/>	<input type="checkbox"/>	<input type="checkbox"/>	<input type="checkbox"/>	
Book	Book		<input checked="" type="checkbox"/>	<input type="checkbox"/>	<input type="checkbox"/>	<input type="checkbox"/>	
Card	Card		<input checked="" type="checkbox"/>	<input type="checkbox"/>	<input type="checkbox"/>	<input type="checkbox"/>	

Close Cancel



The screenshot shows the 'Model Explorer' window with a tree view of model components. The 'Naming_Standard_844' item is selected and highlighted. The tree structure is as follows:

- New Model
 - Annotations
 - Data Vault 2.0
 - Datatype Standards
 - Default Values
 - Domains
 - Entities
 - ER Diagrams
 - Model Sources
 - Naming Standards
 - Naming_Standard_844
 - Relationships
 - Subject Areas
 - Themes
 - Validation Rules

At the bottom of the window, there are two tabs: 'Model' and 'Subject Area'.

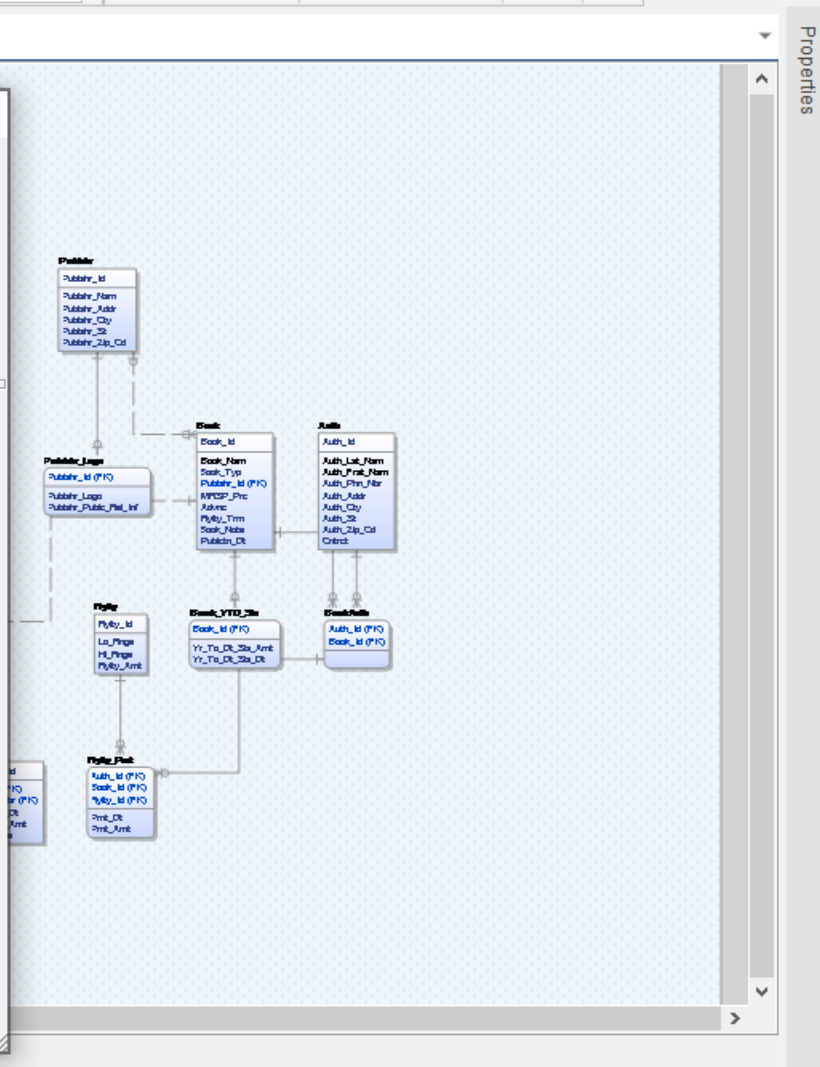
The screenshot shows the 'Naming Standard 'DM Skills 101' Editor' window. The top section contains a table with the following data:

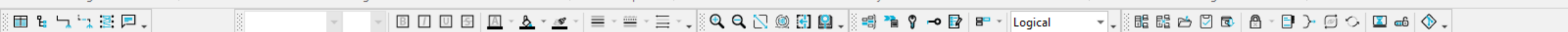
Name	Match Whole Words Only	Match Whole Name Only	Is Active	Physical to Logical
DM Skills 101	<input type="checkbox"/>	<input type="checkbox"/>	<input checked="" type="checkbox"/>	<input checked="" type="checkbox"/>

Below the table, there are tabs for Logical, Physical, Glossary, Definition, Notes, and Extended Notes. The 'Glossary' tab is active, showing a list of terms with the following columns: Word/Words, Abbreviation, Alt Abbreviation, P, M1, M2, C, and Definition.

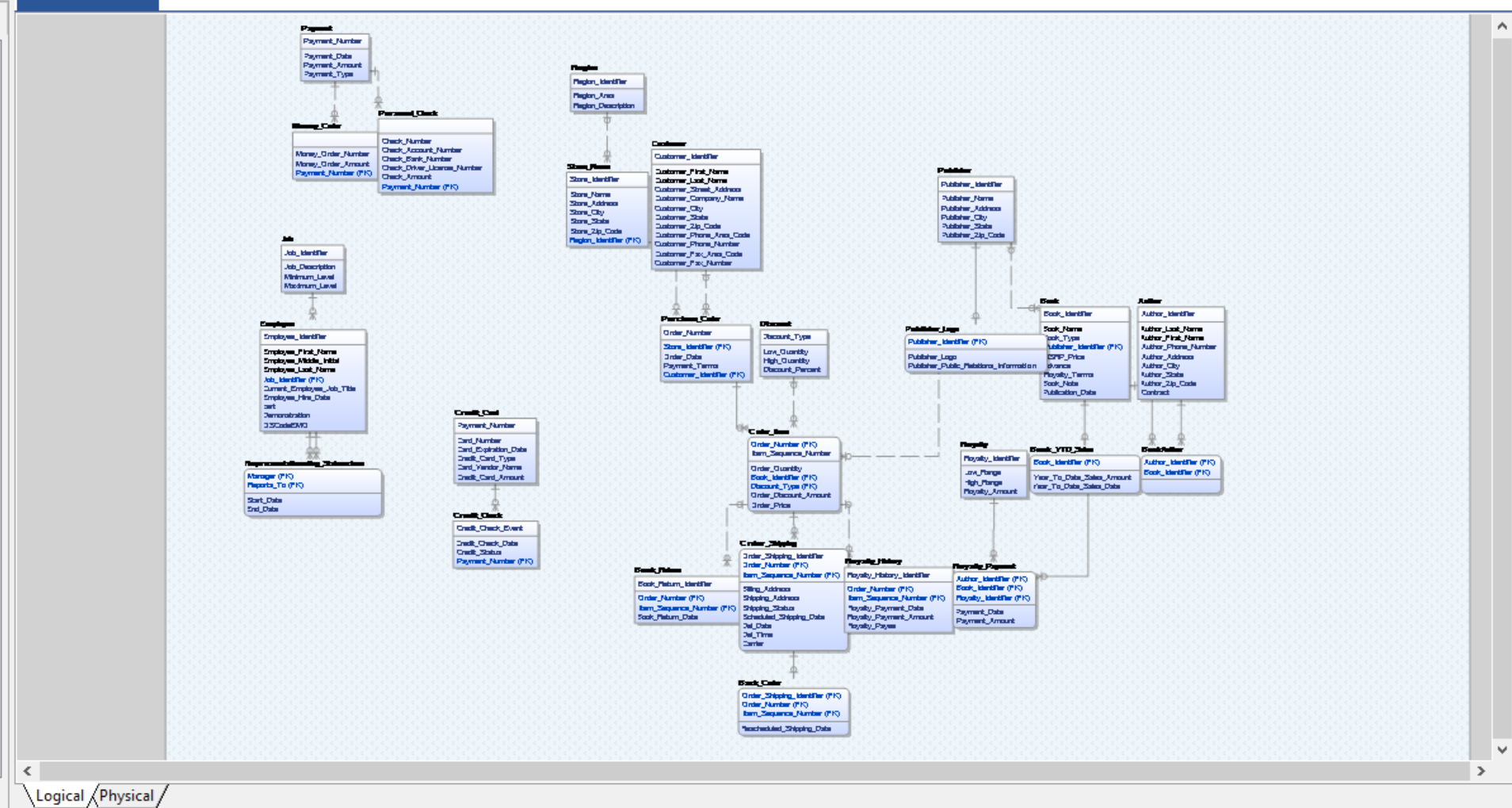
Word/Words	Abbreviation	Alt Abbreviation	P	M1	M2	C	Definition
Account	Acct		<input checked="" type="checkbox"/>	<input type="checkbox"/>	<input type="checkbox"/>	<input type="checkbox"/>	
Address	Addr		<input checked="" type="checkbox"/>	<input type="checkbox"/>	<input type="checkbox"/>	<input type="checkbox"/>	
Advance	Advnc		<input checked="" type="checkbox"/>	<input type="checkbox"/>	<input type="checkbox"/>	<input type="checkbox"/>	
Amount	Amt		<input checked="" type="checkbox"/>	<input type="checkbox"/>	<input type="checkbox"/>	<input type="checkbox"/>	
Area	Area		<input checked="" type="checkbox"/>	<input type="checkbox"/>	<input type="checkbox"/>	<input type="checkbox"/>	
Author	Auth		<input checked="" type="checkbox"/>	<input type="checkbox"/>	<input type="checkbox"/>	<input type="checkbox"/>	
Back	Bk		<input checked="" type="checkbox"/>	<input type="checkbox"/>	<input type="checkbox"/>	<input type="checkbox"/>	
Bank	Bnk		<input checked="" type="checkbox"/>	<input type="checkbox"/>	<input type="checkbox"/>	<input type="checkbox"/>	
Billing	Bling		<input checked="" type="checkbox"/>	<input type="checkbox"/>	<input type="checkbox"/>	<input type="checkbox"/>	
Book	Book		<input checked="" type="checkbox"/>	<input type="checkbox"/>	<input type="checkbox"/>	<input type="checkbox"/>	
Card	Card		<input checked="" type="checkbox"/>	<input type="checkbox"/>	<input type="checkbox"/>	<input type="checkbox"/>	

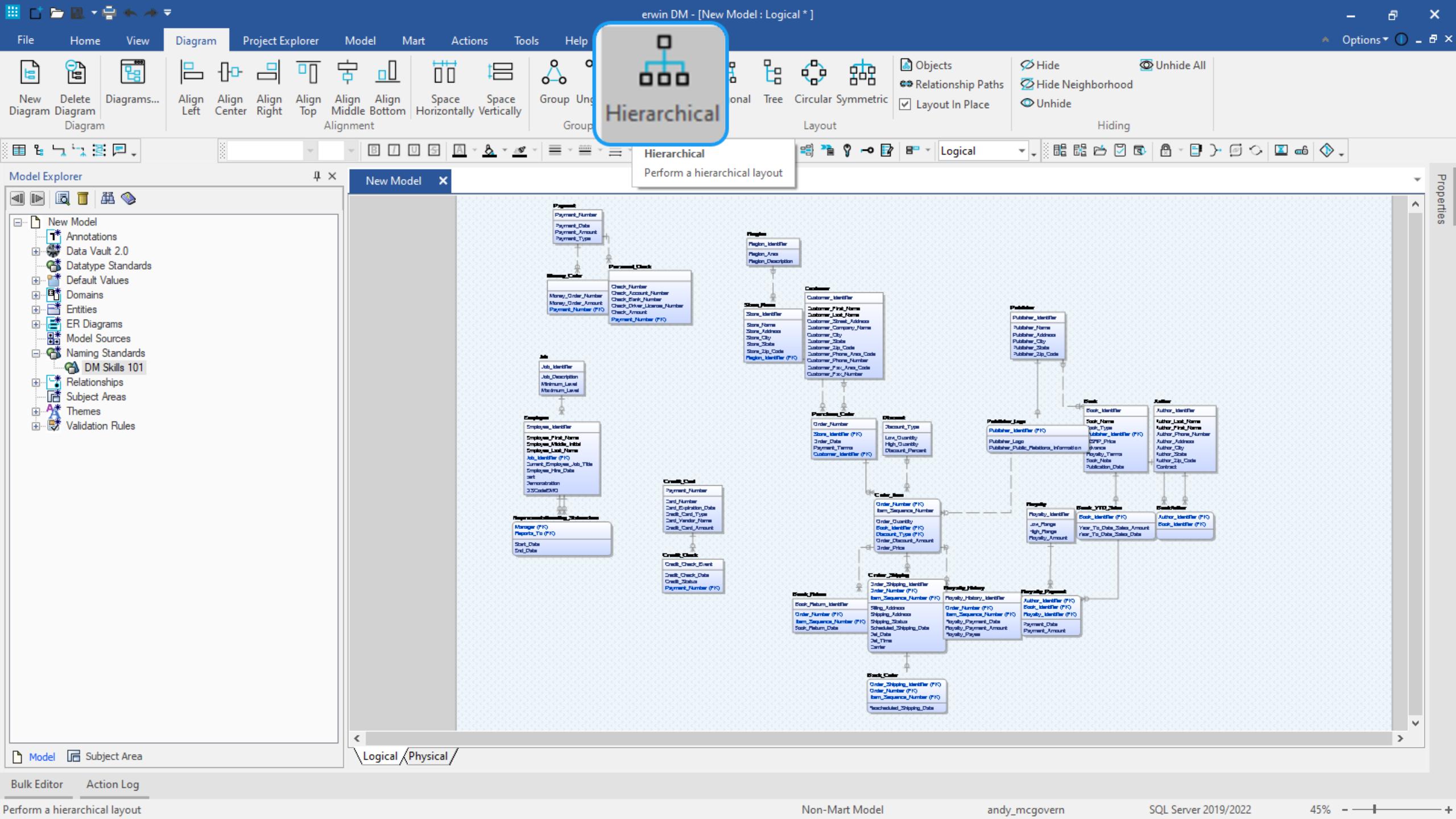
A red rectangle highlights the 'Close' button in the bottom right corner of the window.





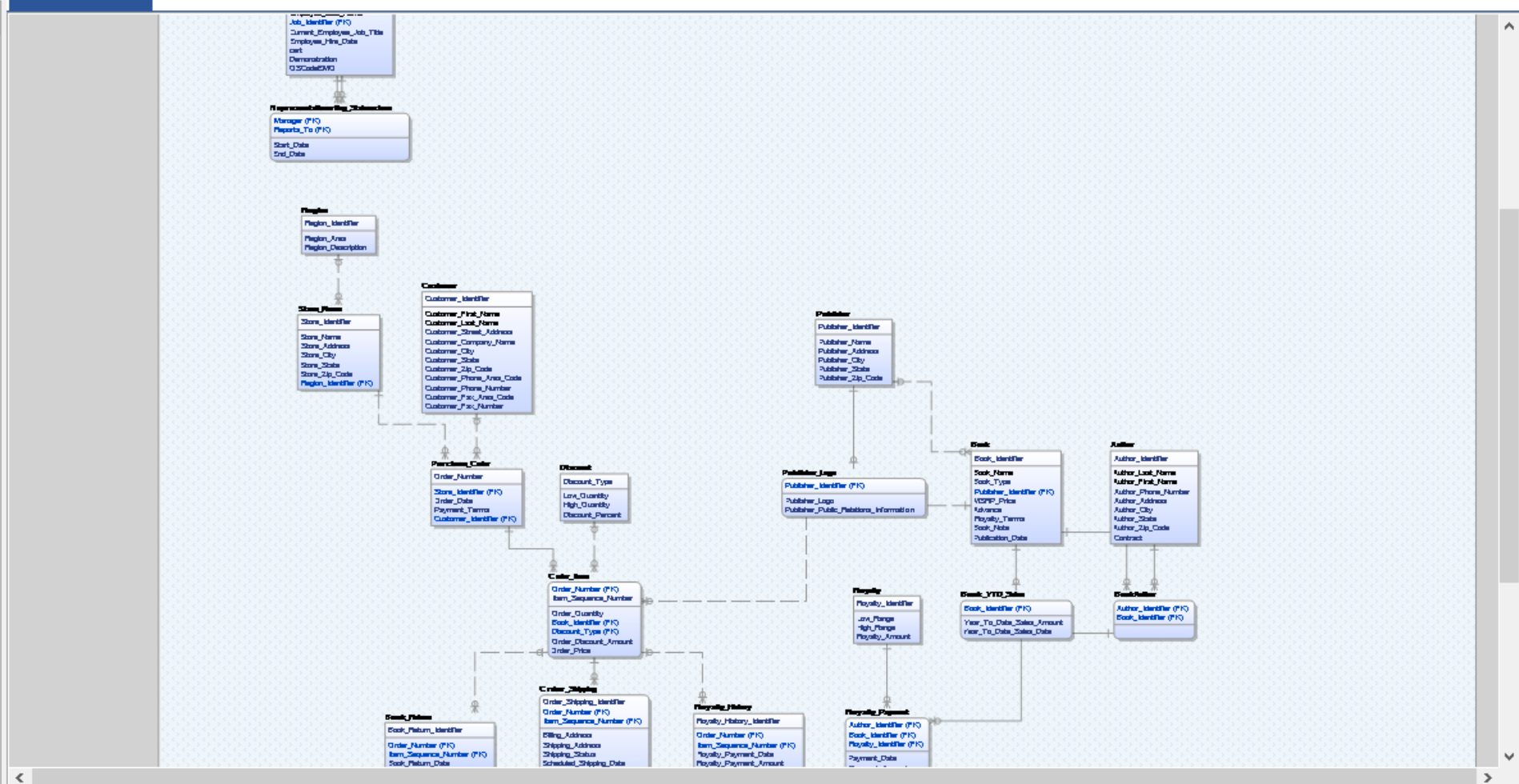
New Model X








New Model ✕



Logical / Physical



New Model X



erwin DM - [New Model : Logical *]

FileHomeViewDiagramProject ExplorerModelMartActionsToolsHelp

New DiagramDelete DiagramDiagrams...Diagram

Align LeftAlign CenterAlign RightAlign TopAlign MiddleAlign Bottom

Space HorizontallySpace Vertically

GroupUngroup

HierarchicalOrthogonalTreeCircularSymmetric

LayoutIn Place

ObjectsRelationship Paths

HideHide NeighborhoodUnhide

Microsoft Sans10Logical

Model Explorer

New Model

AnnotationsData Vault 2.0Datatype StandardsDefault ValuesDomainsEntitiesER DiagramsModel SourcesNaming StandardsDM Skills 101RelationshipsSubject AreasThemesValidation Rules

ModelSubject Area

LogicalPhysical

Properties

Bulk EditorAction Log

For Help, press F1


Non-Mart Modelandy_mcgovernSQL Server 2019/202223%



⌈ ×

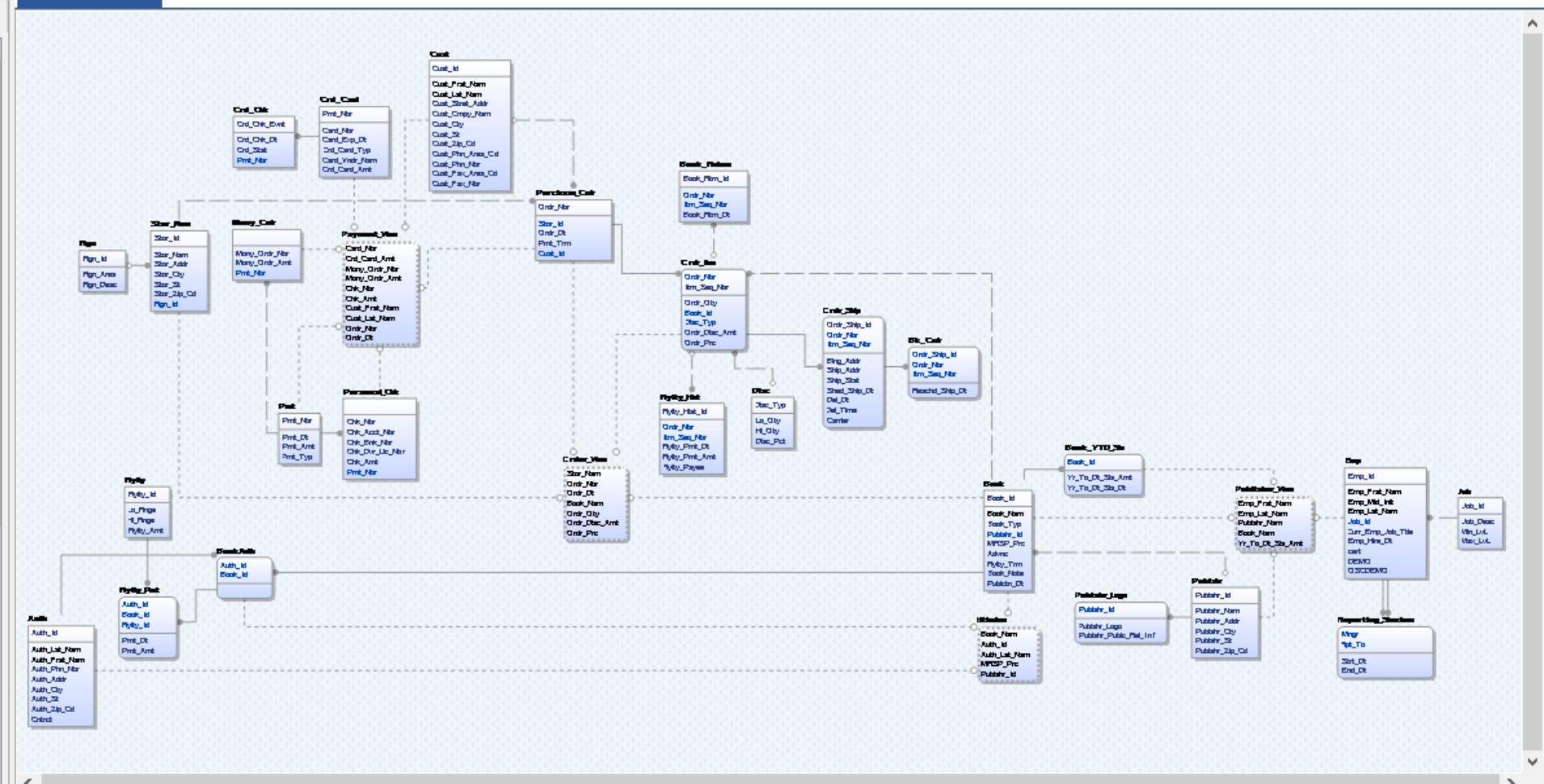

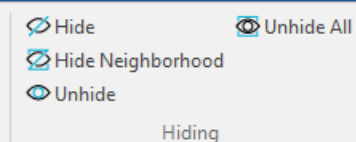
© 2014 Pearson Education, Inc. or its affiliate(s). All rights reserved.

Zoom Model to fit the Window



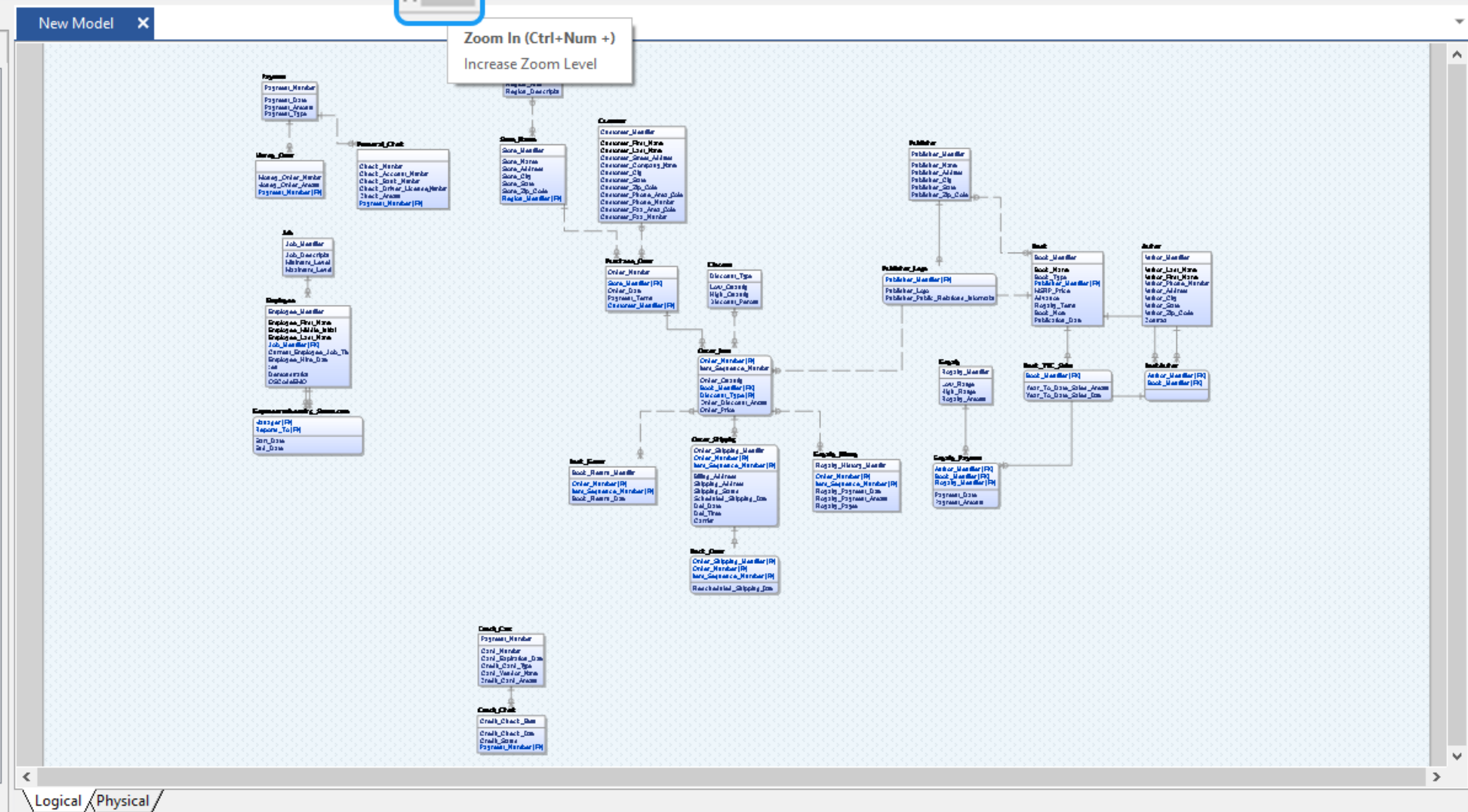
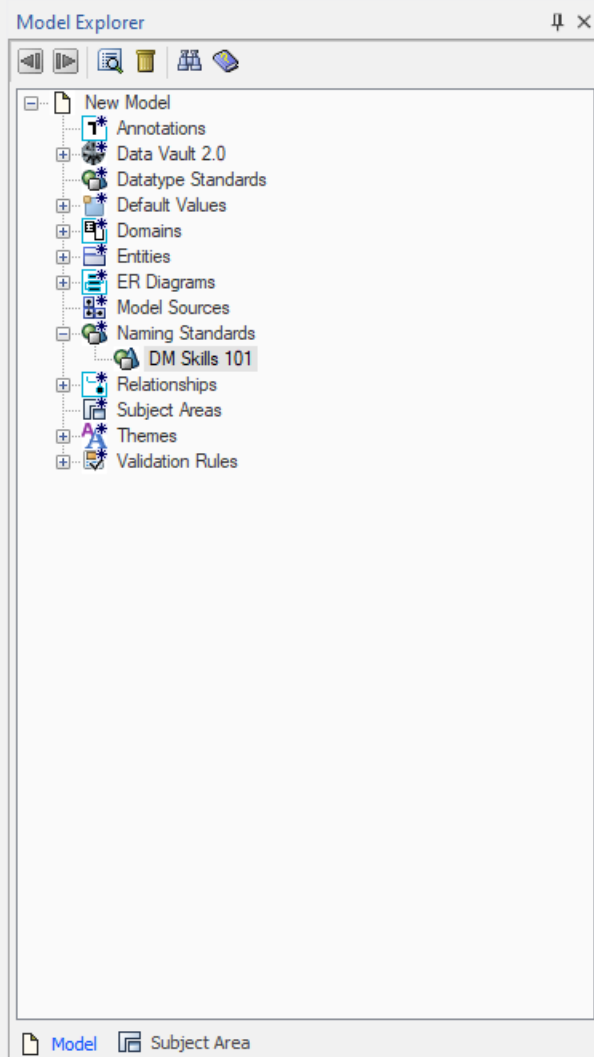
Bulk Editor Action Log

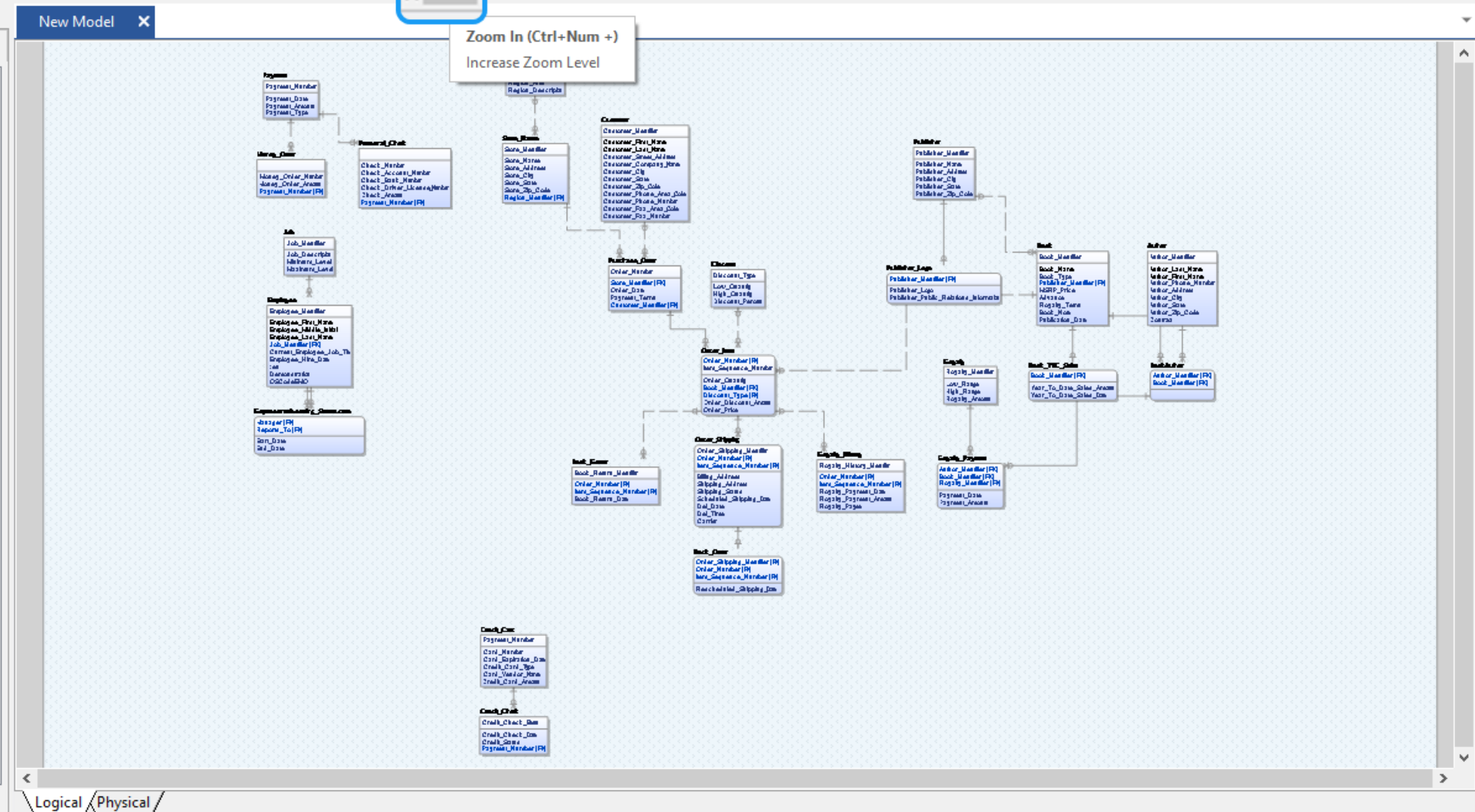
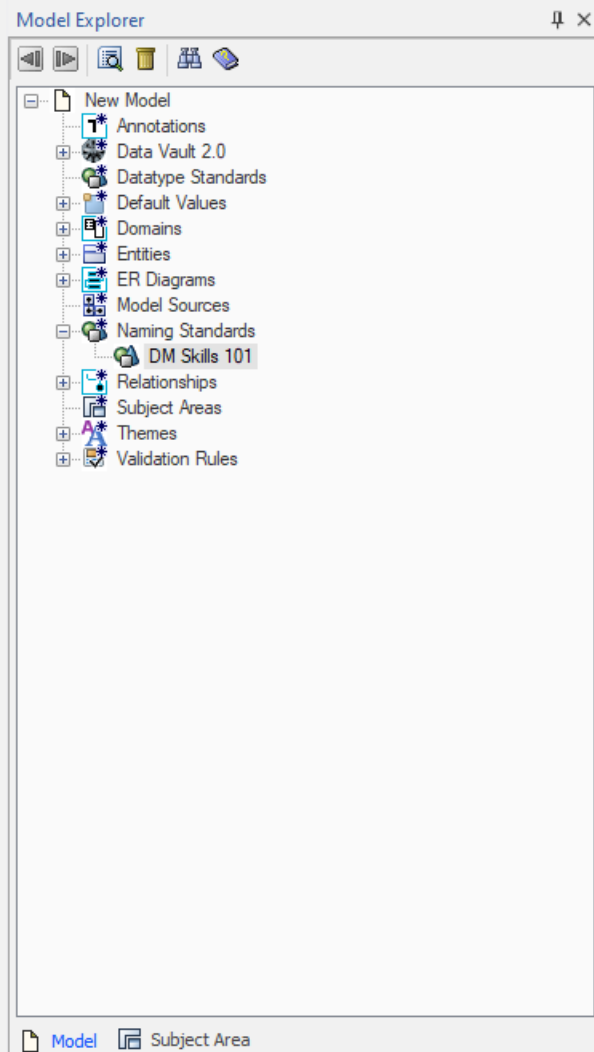

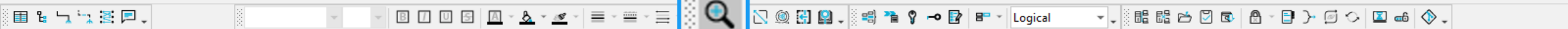
23% -

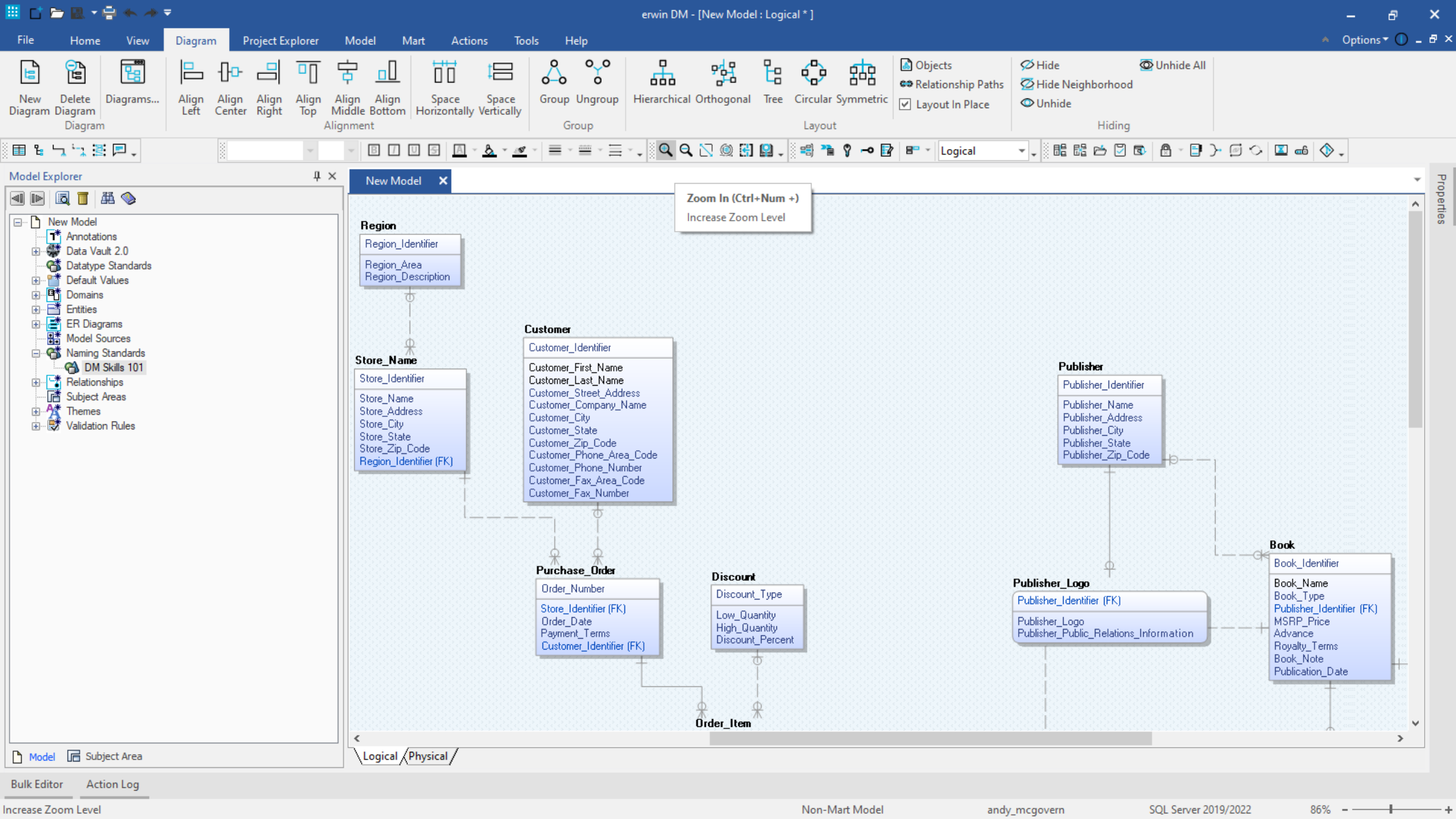




Zoom In (Ctrl+Num +)
Increase Zoom Level

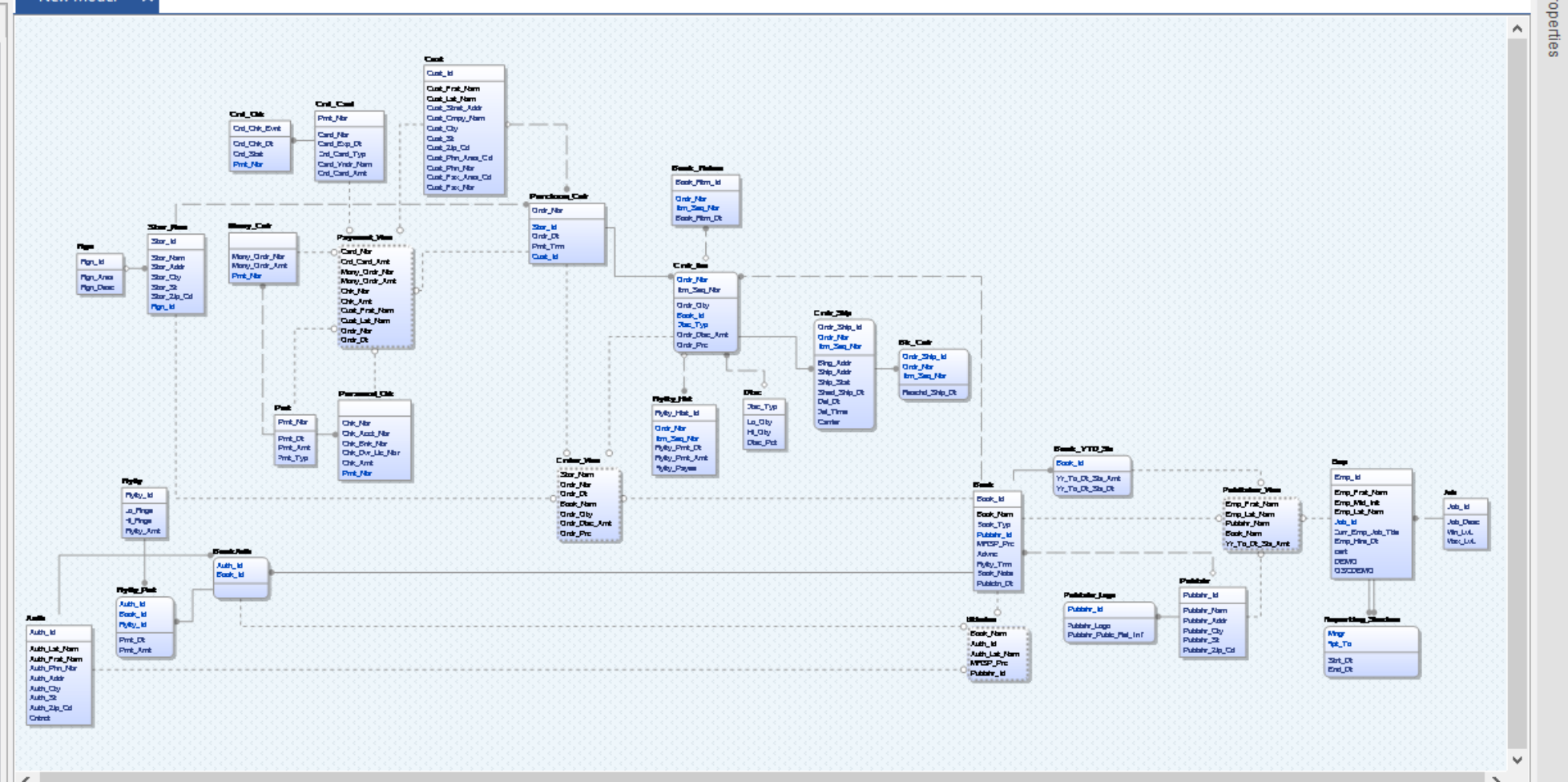

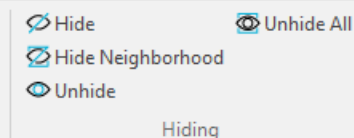


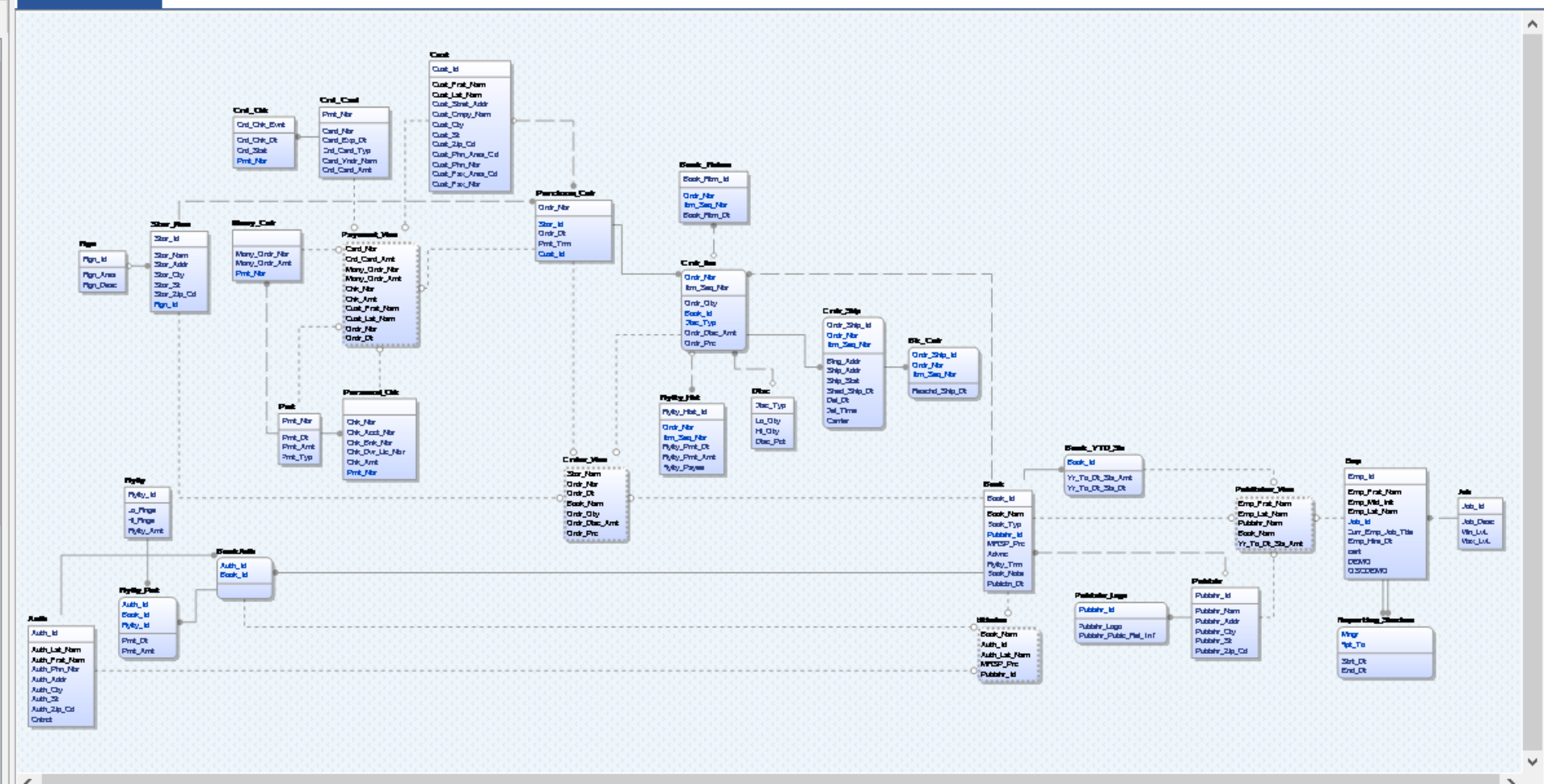
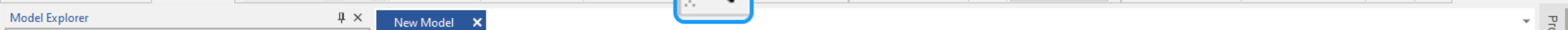


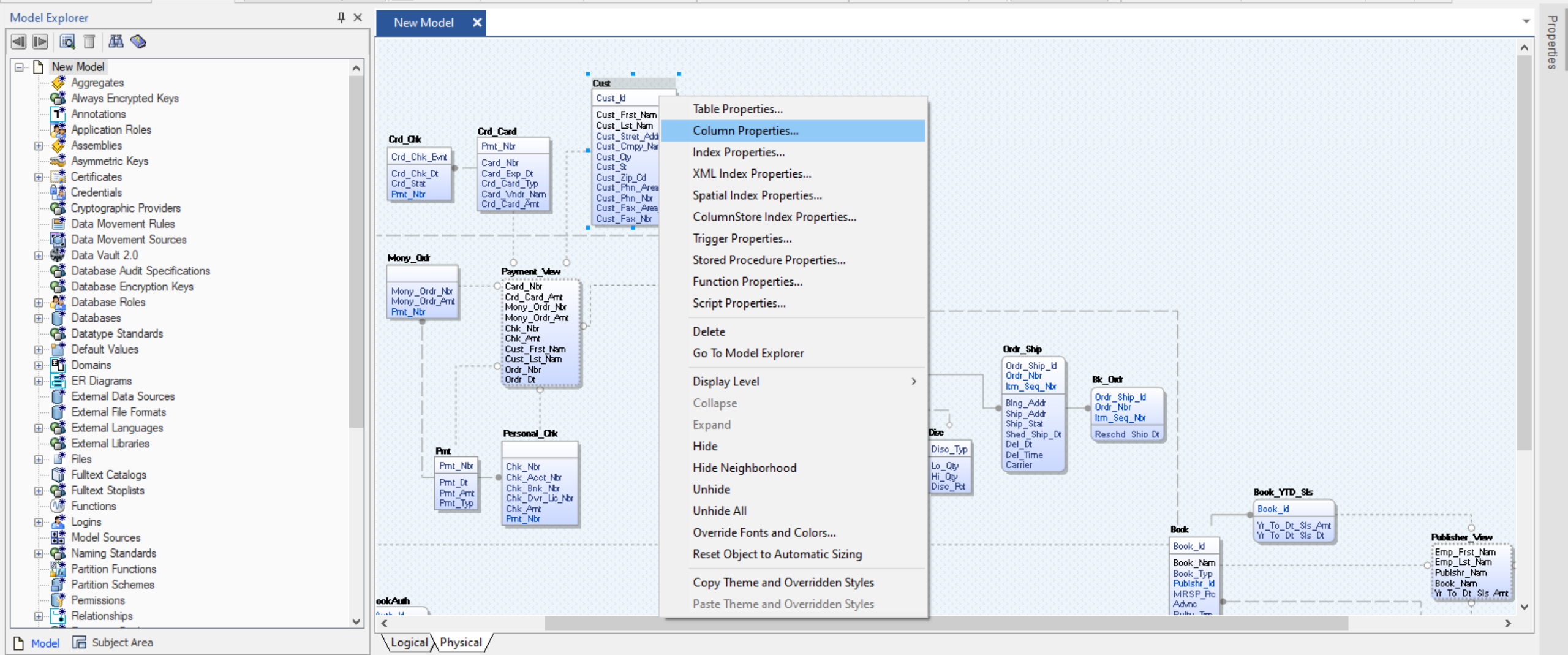
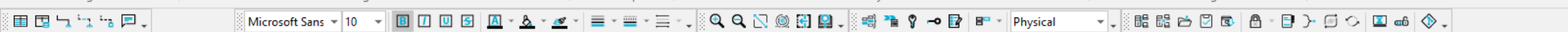
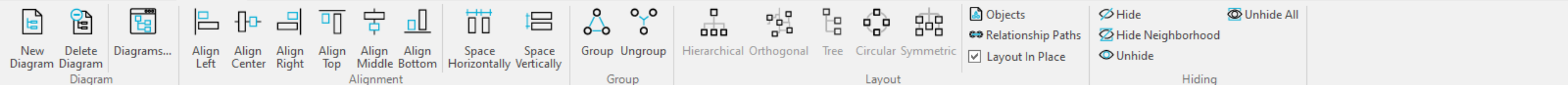


Reuse Column Comments







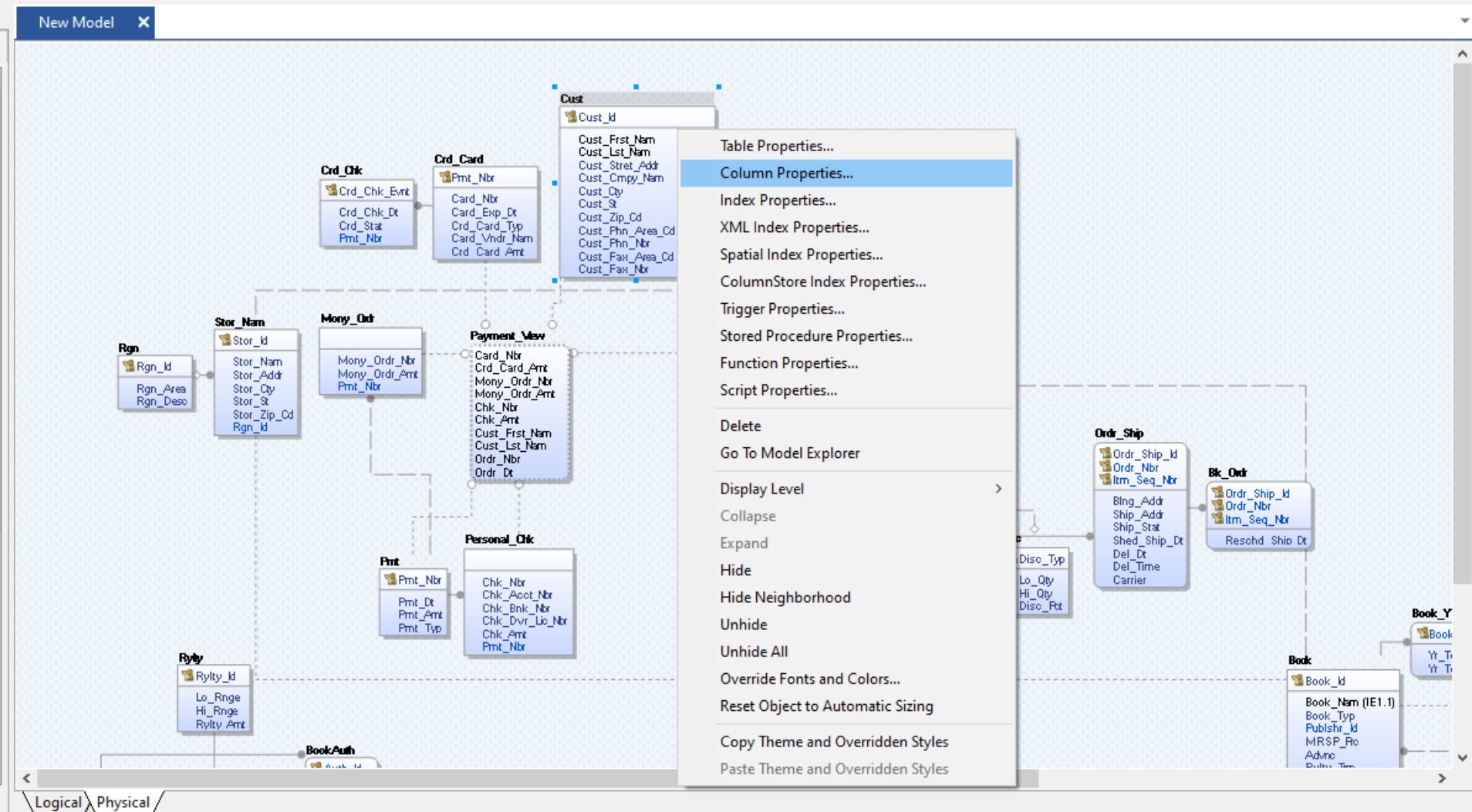
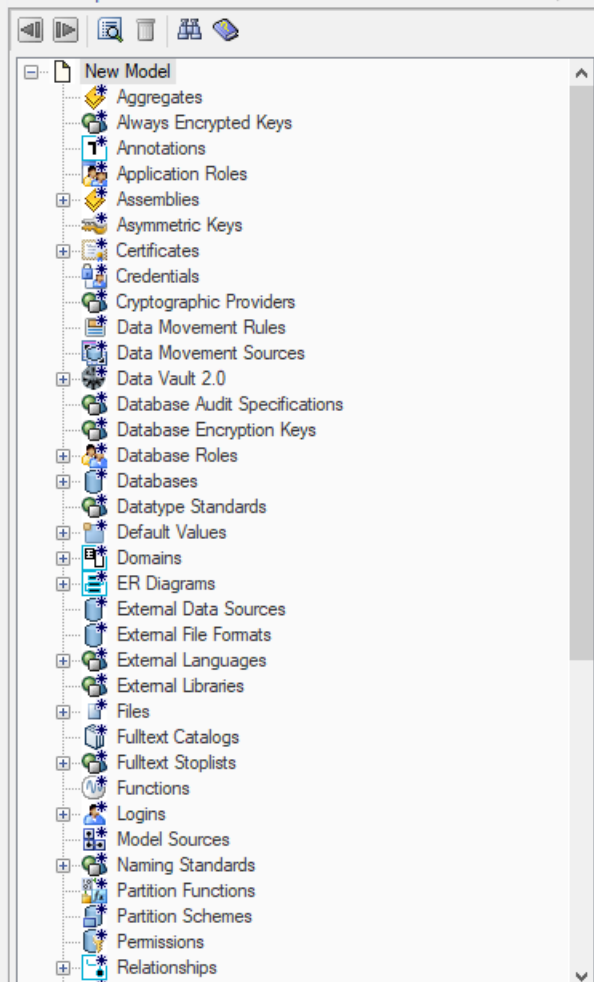


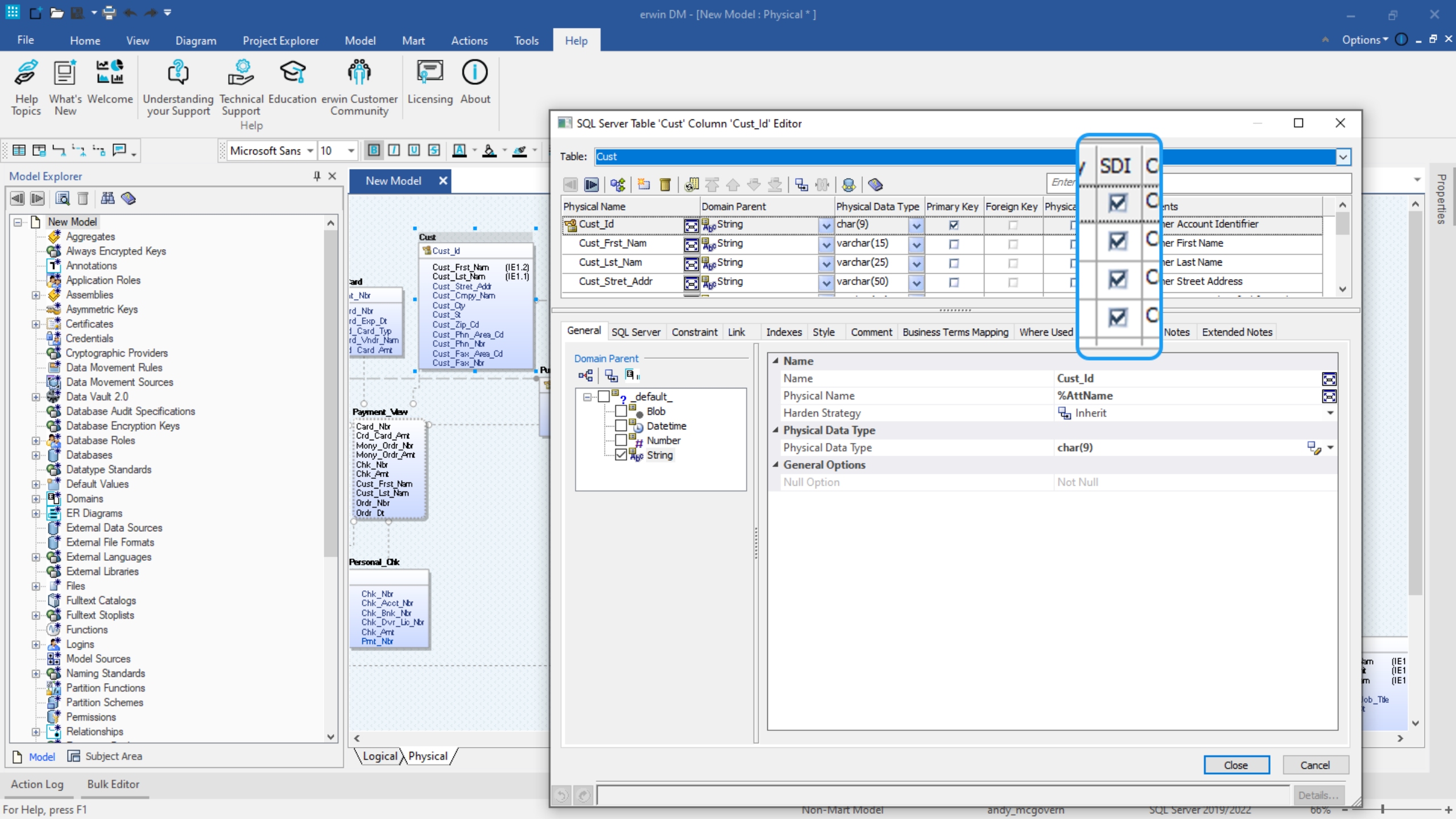
Physical Name	Domain Parent	Physical Data Type	Primary Key	Foreign Key	Physical Only	SDI	Comments
Cust_Id	String	char(9)	<input checked="" type="checkbox"/>	<input type="checkbox"/>	<input type="checkbox"/>	<input checked="" type="checkbox"/>	Customer Account Identifier
Cust_Frst_Nam	String	varchar(15)	<input type="checkbox"/>	<input type="checkbox"/>	<input type="checkbox"/>	<input checked="" type="checkbox"/>	Customer First Name
Cust_Lst_Nam	String	varchar(25)	<input type="checkbox"/>	<input type="checkbox"/>	<input type="checkbox"/>	<input checked="" type="checkbox"/>	Customer Last Name
Cust_Stret_Addr	String	varchar(50)	<input type="checkbox"/>	<input type="checkbox"/>	<input type="checkbox"/>	<input checked="" type="checkbox"/>	Customer Street Address
Cust_Cmpny_Nam	String	varchar(90)	<input type="checkbox"/>	<input type="checkbox"/>	<input type="checkbox"/>	<input checked="" type="checkbox"/>	Company Name is identified for each cus

Flag Sensitive Data



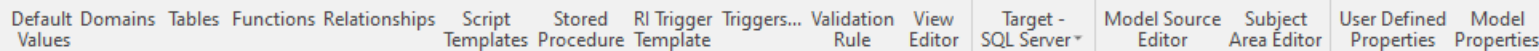
Model Explorer





Add User Defined Properties

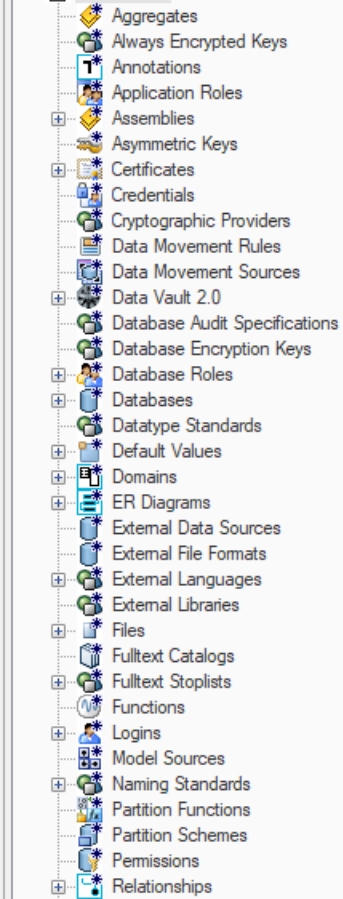




Model



Model Explorer



Model Subject Area

Action Log Bulk Editor

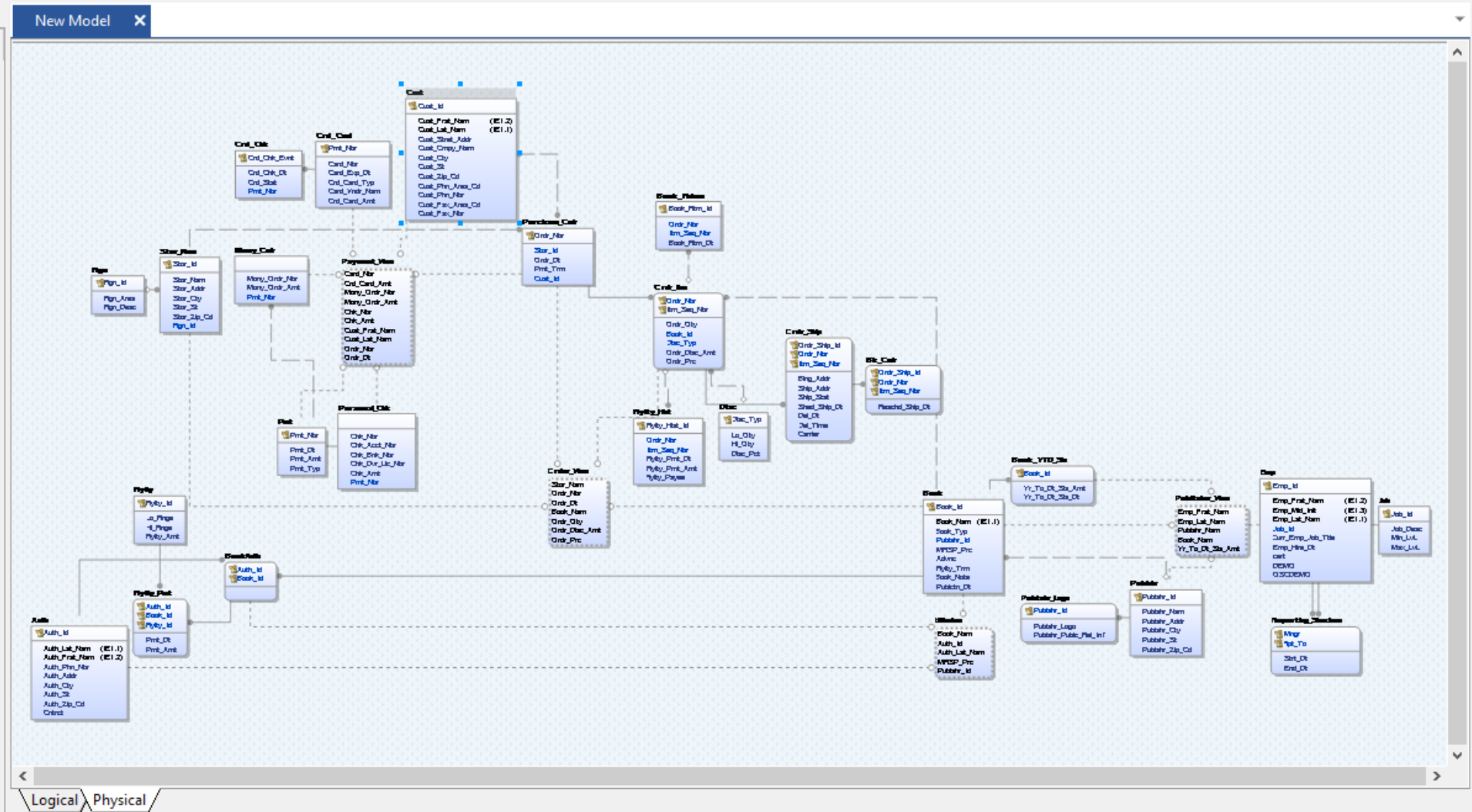
For Help, press F1

Non-Mart Model

andy_mcgovern

SQL Server 2019/2022

47% - —|— +



Properties

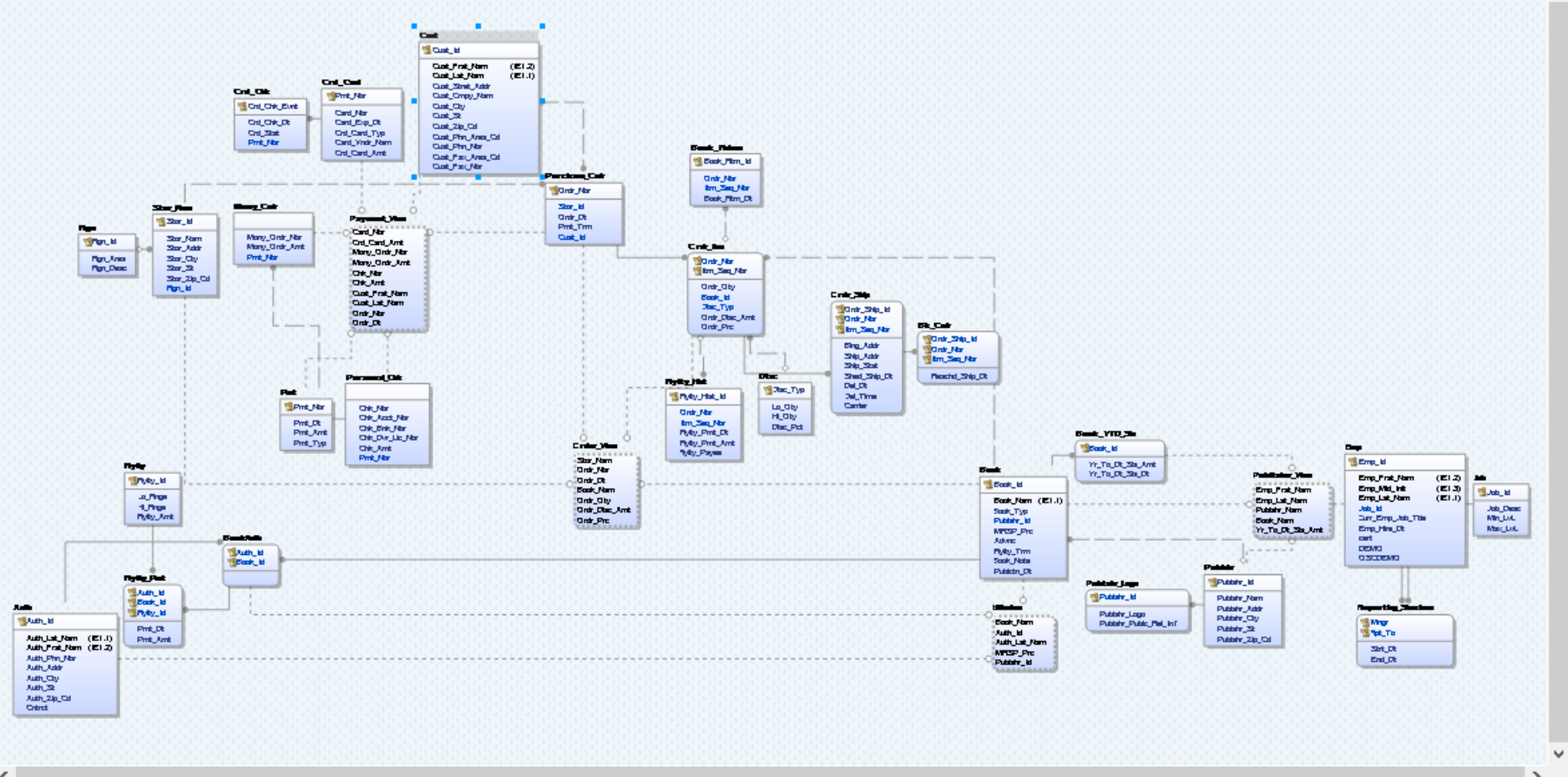


Model Source	Support Area	User Defined
Editor		

User Defined Properties






✱ ✱



Logical Physical

47% - —|— +

Class	Model
-------	-------

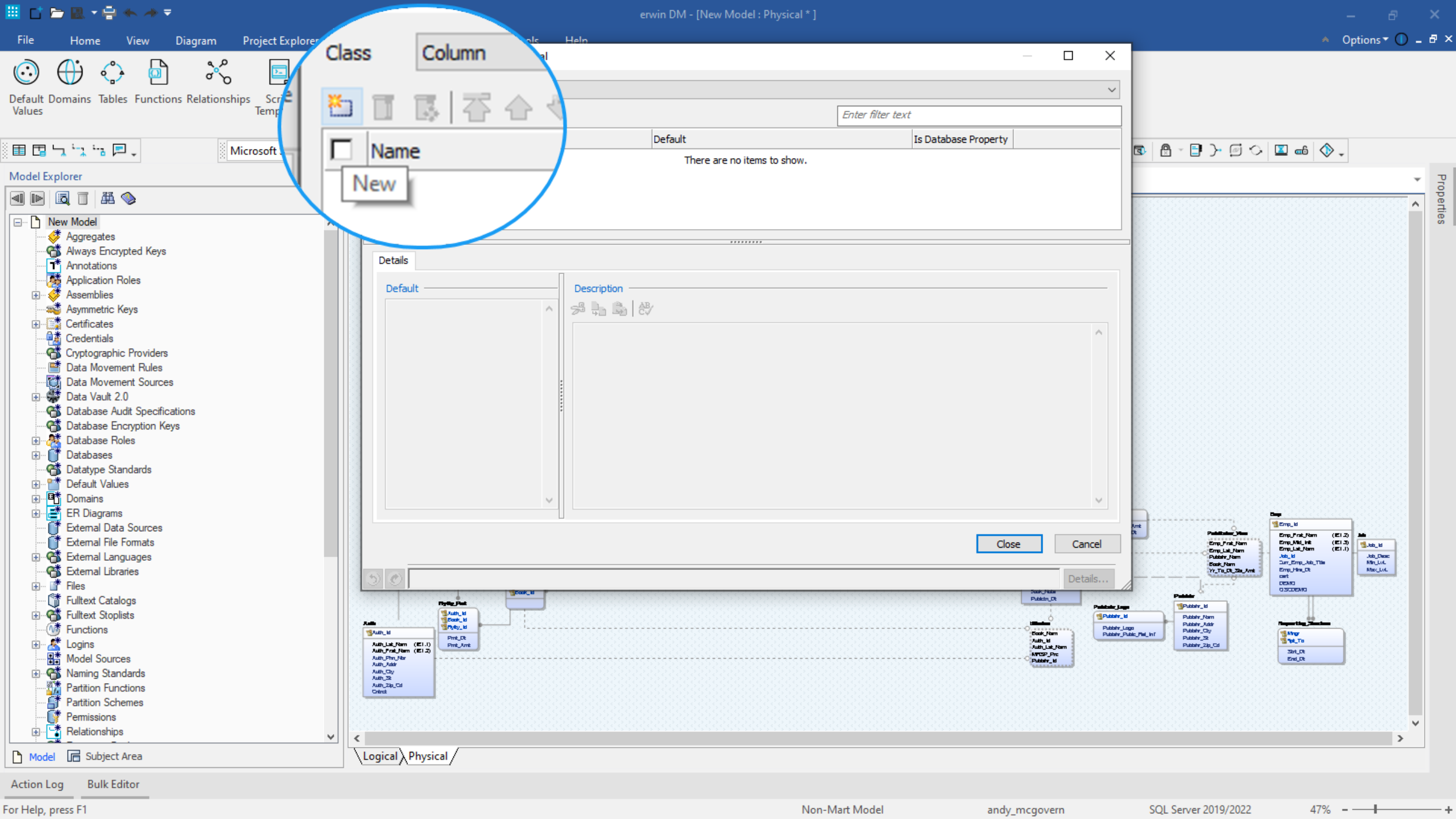
Class	
	Model
	Aggregate
	Aggregate Parameter
	Always Encrypted Key
<input type="checkbox"/>	Annotation
	Application Role
	Assembly
	Asymmetric Key
	Attribute
	Bridge Defaults
	Certificate
	Change Data Capture
	Check Constraint Usage
	Column
Details	ColumnStore Index
	Credential
Default	Cryptographic Provider
	Data Compression
	Data Vault 2.0
	Data Vault Attributes
	Database
	Database Audit Action
	Database Audit Specification
	Database Encryption Key
	Database Role
	Datatype Standard
	Default Constraint Usage
	Default Value
	Domain
	DSM Datatype Logical Definition
	DSM Datatype Mapping

Close

Cancel

Details...

Logical Physical



<input type="checkbox"/> Name	Type	Default	Is Database Property
<input checked="" type="checkbox"/> Default193	Text		<input type="checkbox"/>

Cancel

Details...

```

classDiagram
    class Auth {
        Auth_Id PK
        Auth_Lat_Nam
        Auth_Prod_Nam
        Auth_Prim_Nbr
        Auth_Artist
        Auth_City
        Auth_Ctr
        Auth_Zip_Cd
        Contact
    }
    class Playlist {
        Auth_Id FK
        Track_Id FK
        Playlist_Id PK
        Print_De
        Print_Amt
    }
    class Track {
        Track_Id PK
        Track_Nam
        Auth_Id FK
        Auth_Lat_Nam
        MP3P_Fnc
        Publisher_Id FK
    }
    class Publisher {
        Publisher_Id PK
        Publisher_La
        Publisher_Pa
    }
    Auth "1" -- "1" Playlist
    Playlist "1" -- "1" Track
    Track "1" -- "1" Publisher
  
```

The diagram illustrates the relationships between four classes: Auth, Playlist, Track, and Publisher. Auth is the base class for Playlist, which in turn is the base class for Track. Track is associated with Publisher. The relationships are defined by primary and foreign keys, as well as other attributes like Print_De and Print_Amt in Playlist, and MP3P_Fnc in Track.

Logical Physical

47% -

— □ ×

Enter filter text

<input type="checkbox"/>	Name	Type	Default	Is Database Property
<input checked="" type="checkbox"/>	Critical Data Element	List	~No, Yes	<input type="checkbox"/>

Description

Cancel

Details...

Logical / Physical

Class	Column	
-------	--------	--

<input type="checkbox"/>	Name	Type	Default	Is Database Property
<input checked="" type="checkbox"/>	Critical Data Element	List	~No, Yes	<input type="checkbox"/>

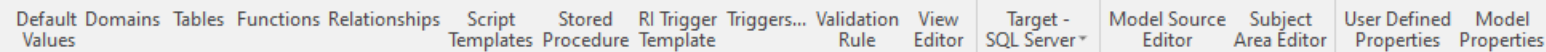
Details

Default

Description

Close

Logical / Physical



Model



Model Explorer

New Model

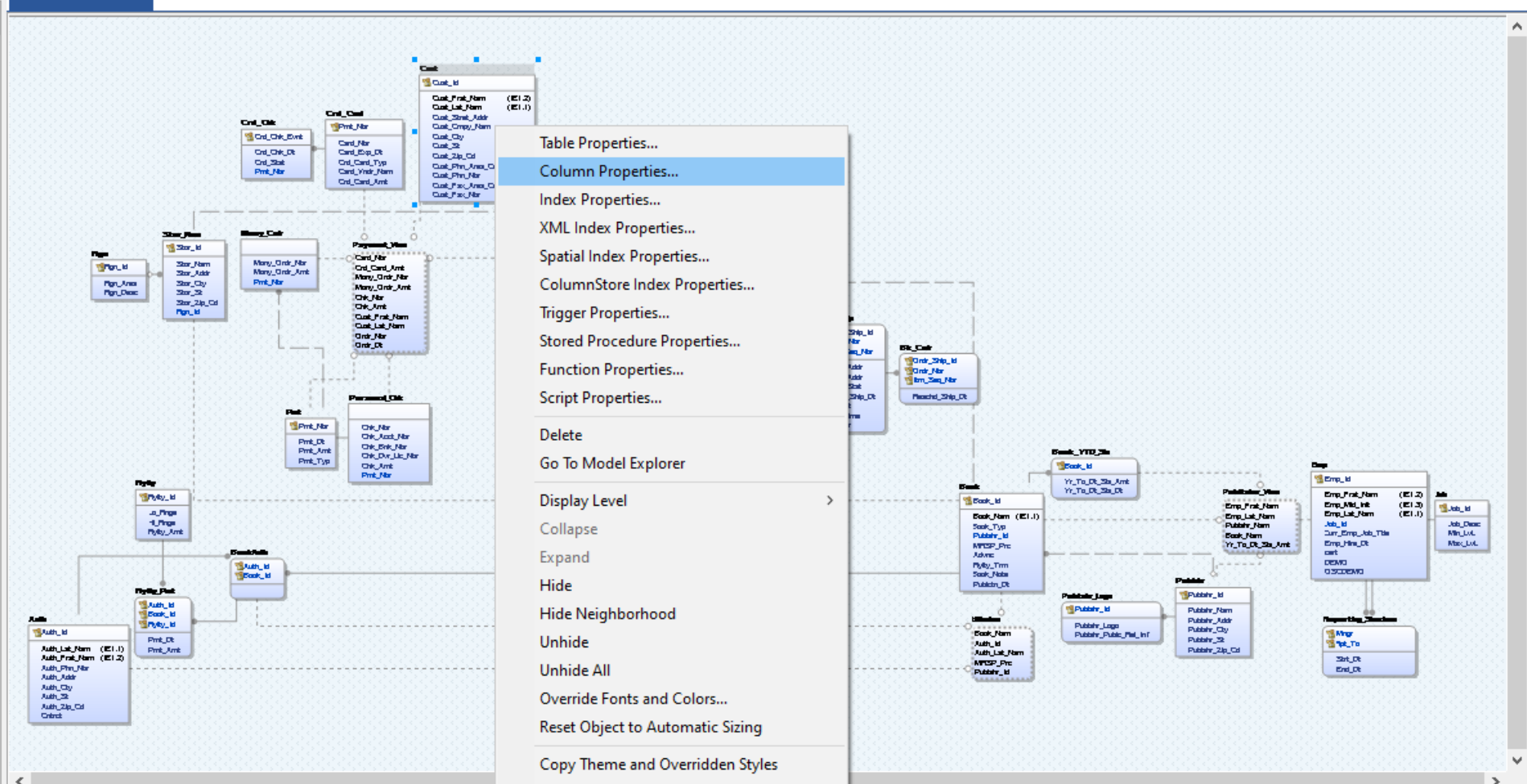
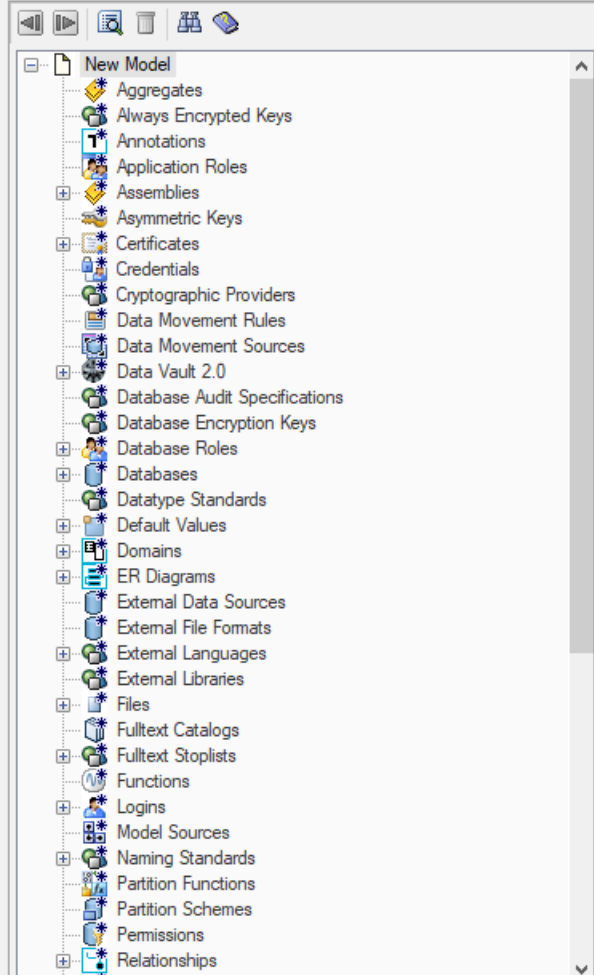


Table Properties...

Column Properties...

Index Properties...

XML Index Properties...

Spatial Index Properties...

ColumnStore Index Properties...

Trigger Properties...

Stored Procedure Properties...

Function Properties...

Script Properties...

Delete

[Go To Model Explorer](#)

Display Level

Collapse

Expand

Hide

Hide Neighborhood

Unhide

Unhide All

Override Fonts and Colors...

Reset Object to Automatic Sizing

C	T	G	A	C
---	---	---	---	---

Copy Theme and Overridden Styles

Model Subject Area

Action Log

Bulk Editor

For Help, press F1

Non-Mart Model

andy_mcgovern

SQL Server 2019/2022

47% -

FileHomeViewDiagramProject ExplorerModelMartActionsToolsHelp

Default DomainsTablesFunctionsRelationshipsValues

Model Explorer

New Model

Aggregates

Always Encrypted Keys

Annotations

Application Roles

Assemblies

Asymmetric Keys

Certificates

Credentials

Cryptographic Providers

Data Movement Rules

Data Movement Sources

Data Vault 2.0

Database Audit Specifications

Database Encryption Keys

Database Roles

Databases

Datatype Standards

Default Values

Domains

ER Diagrams

External Data Sources

External File Formats

External Languages

External Libraries

Files

Fulltext Catalogs

Fulltext Stoplists

Functions

Logins

Model Sources

Naming Standards

Partition Functions

Partition Schemes

Permissions

Relationships

ModelSubject Area

Action LogBulk Editor

erwin DM - [New Model : Physical *]

Options

SQL Server Table 'Cust' Column 'Cust_Id' Editor

Table: Cust

Physical Name

Domain Parent

Physical Data Type

Primary Key

Foreign Key

Physical Only

SDI

Comments

Cust_Id

String

char(9)

☒

☐

☐

☒

Customer Account Identifier

Cust_Frst_Nam

String

varchar(15)

☐

☐

☐

☒

Customer First Name

Cust_Lst_Nam

String

varchar(25)

☐

☐

☐

☒

Customer Last Name

Cust_Stret_Addr

String

varchar(50)

☐

☐

☐

☒

Customer Street Address

CommentBusiness Terms MappingWhere UsedUDPHistoryNotesExtended Notes

Property

Critical Data Element

No

Close

Cancel

Details...

Properties

Entity_V102_00a

Emp_Id

Yr_To_Ol_Std_Amt

Yr_To_Ol_Std_Ol

Publshdr_V10a

Publshdr_Id

Emp_Frst_Nam

Emp_Lst_Nam

Publshdr_Nam

Publshdr_Amt

Yr_To_Ol_Std_Amt

Publshdr_V10a

Publshdr_Id

Publshdr_Nam

Publshdr_Amt

Publshdr_Ol

Publshdr_Std

Publshdr_Std_Ol

Emp

Emp_Id

Emp_Frst_Nam

Emp_Lst_Nam

Job_Id

Job_Desc

Min_Lst

Min_Lst

Emp_Hire_Dt

cert

DEMO

QUICKSTART

Publshdr_V10a

Publshdr_Id

Publshdr_Nam

Publshdr_Amt

Publshdr_Ol

Publshdr_Std

Publshdr_Std_Ol

Publshdr_V10a

Publshdr_Id

Publshdr_Nam

Publshdr_Amt

Publshdr_Ol

Publshdr_Std

Publshdr_Std_Ol

Publshdr_V10a

Publshdr_Id

Publshdr_Nam

Publshdr_Amt

Publshdr_Ol

Publshdr_Std

Publshdr_Std_Ol

For Help, press F1

Non-Mart Model

andy_mcgovern

SQL Server 2019/2022

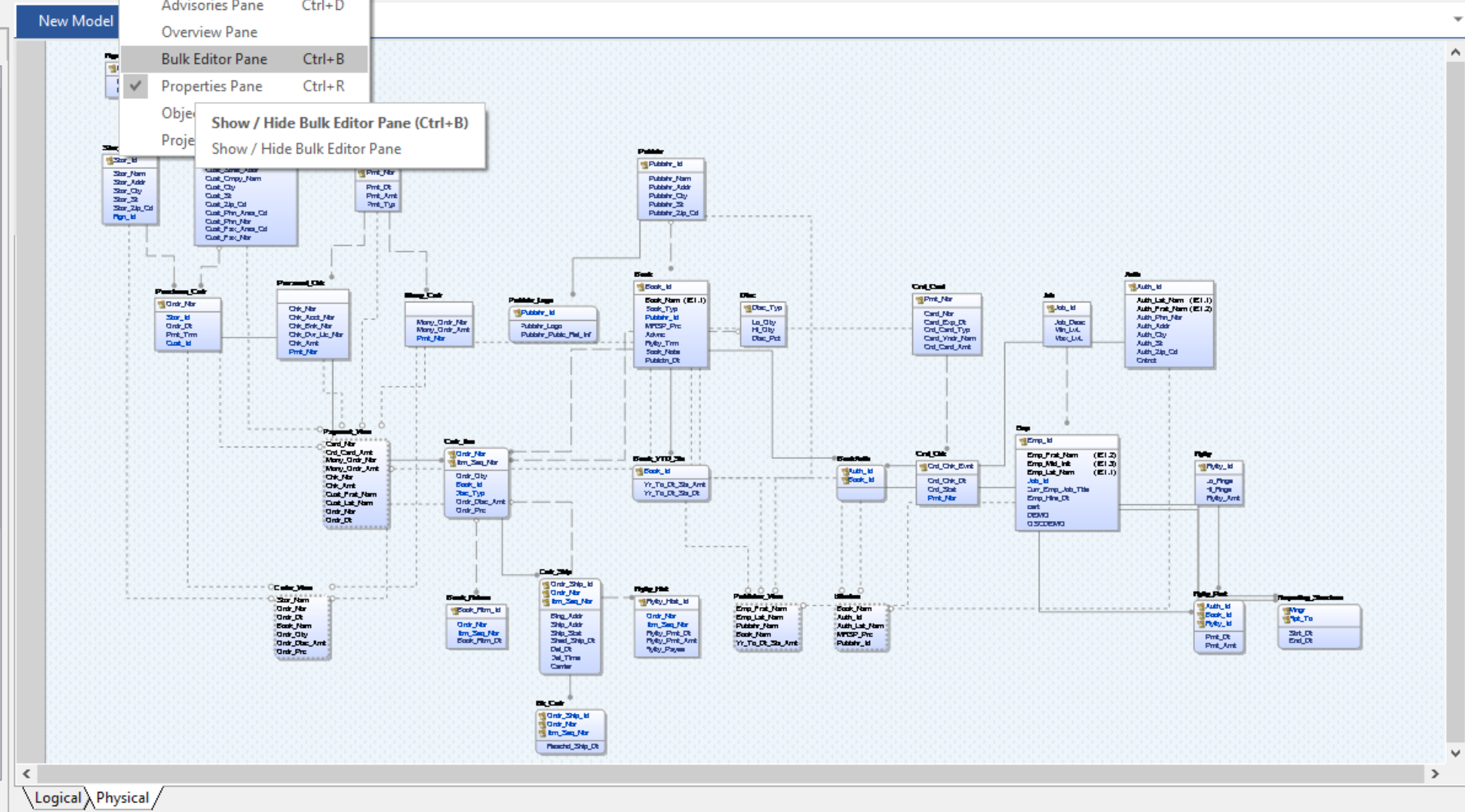
47%

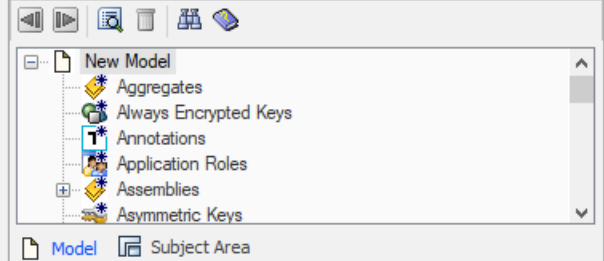
The Bulk Editor

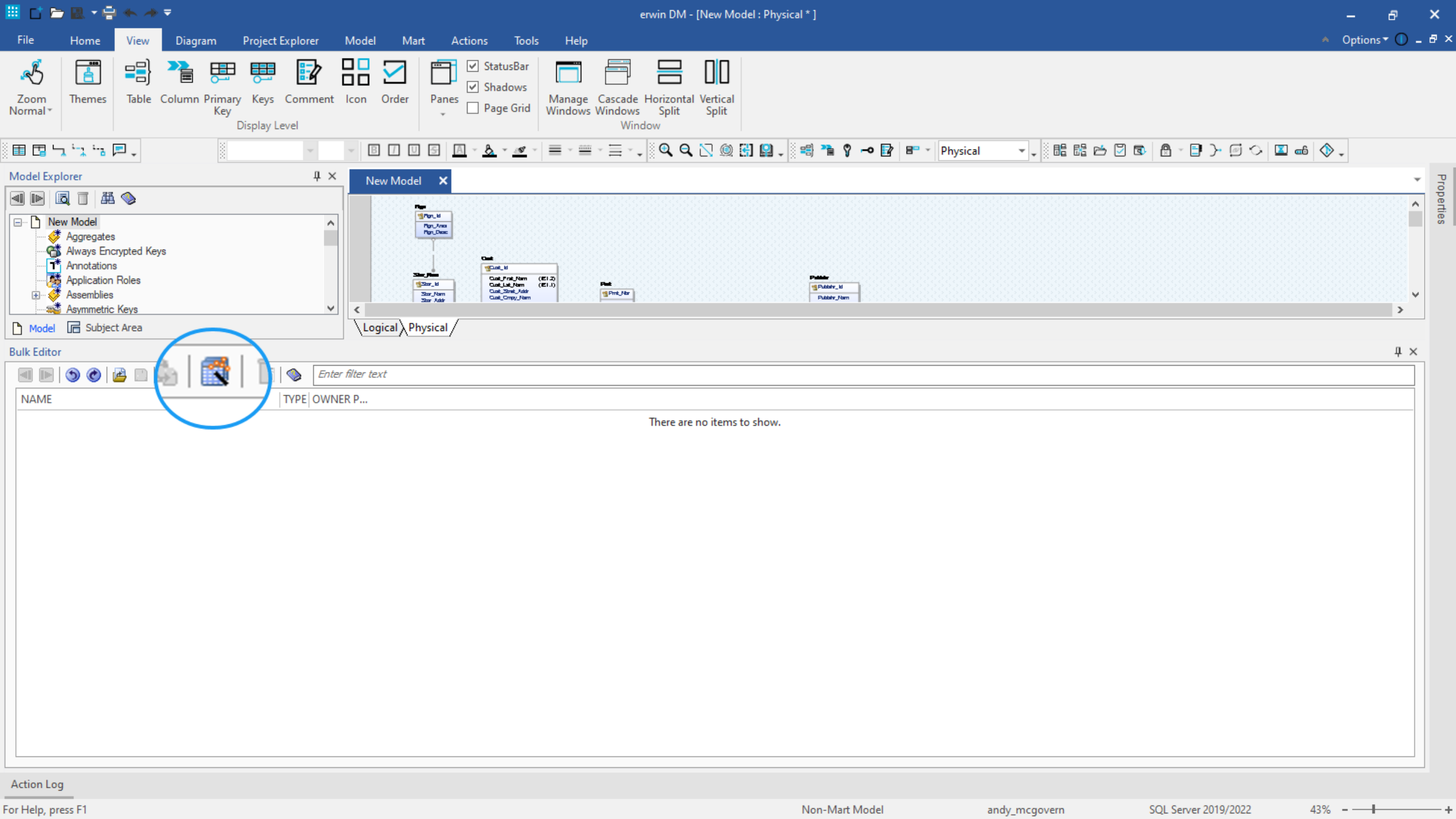


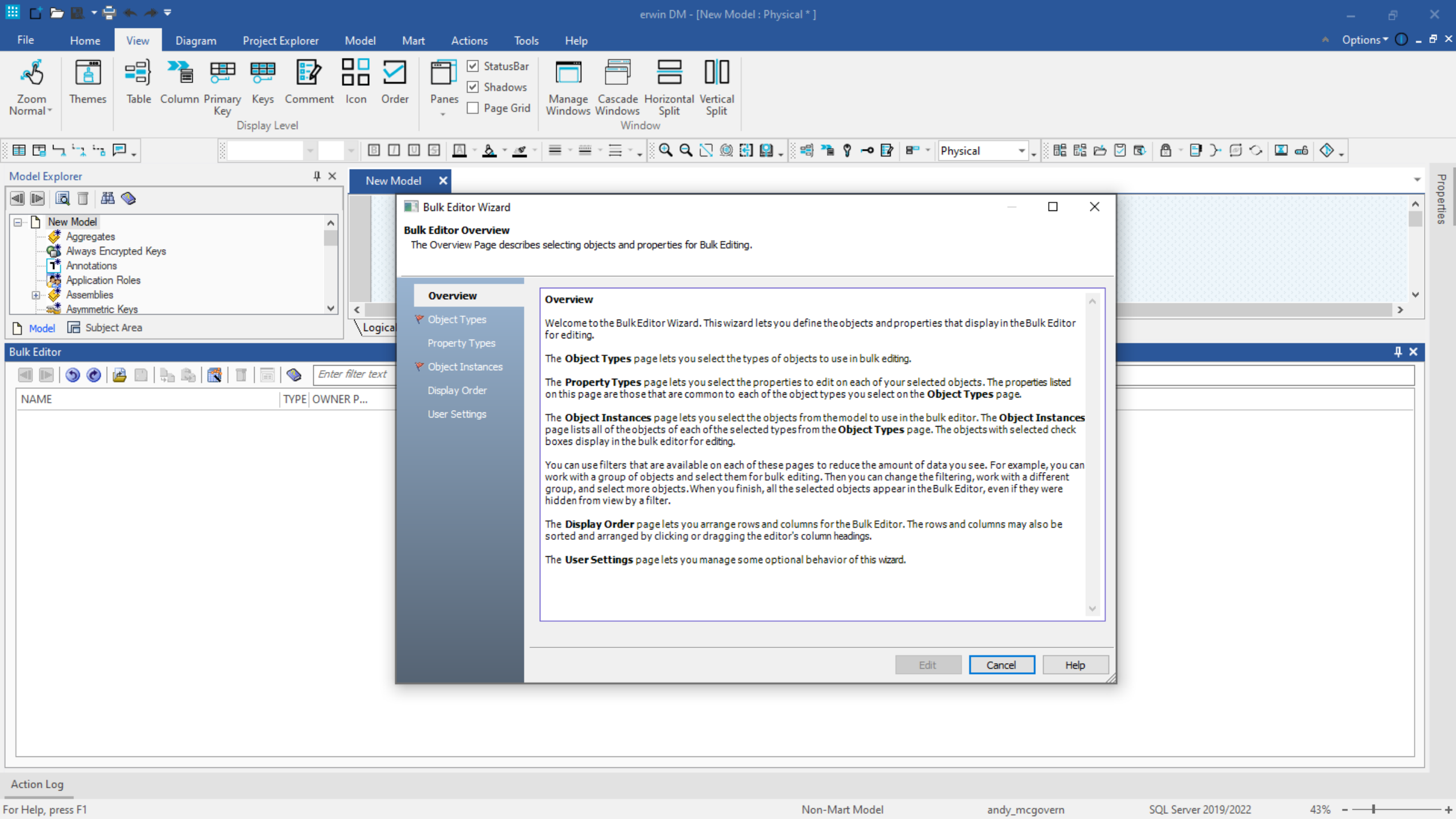
Quest

Where Next Meets Now.









Bulk Editor Wizard

Bulk Editor Overview

The Overview Page describes selecting objects and properties for Bulk Editing.

Overview

Object Types

Property Types

Object Instances

Display Order

User Settings

Overview

Welcome to the Bulk Editor Wizard. This wizard lets you define the objects and properties that display in the Bulk Editor for editing.

The **Object Types** page lets you select the types of objects to use in bulk editing.

The **Property Types** page lets you select the properties to edit on each of your selected objects. The properties listed on this page are those that are common to each of the object types you select on the **Object Types** page.

The **Object Instances** page lets you select the objects from the model to use in the bulk editor. The **Object Instances** page lists all of the objects of each of the selected types from the **Object Types** page. The objects with selected check boxes display in the bulk editor for editing.

You can use filters that are available on each of these pages to reduce the amount of data you see. For example, you can work with a group of objects and select them for bulk editing. Then you can change the filtering, work with a different group, and select more objects. When you finish, all the selected objects appear in the Bulk Editor, even if they were hidden from view by a filter.

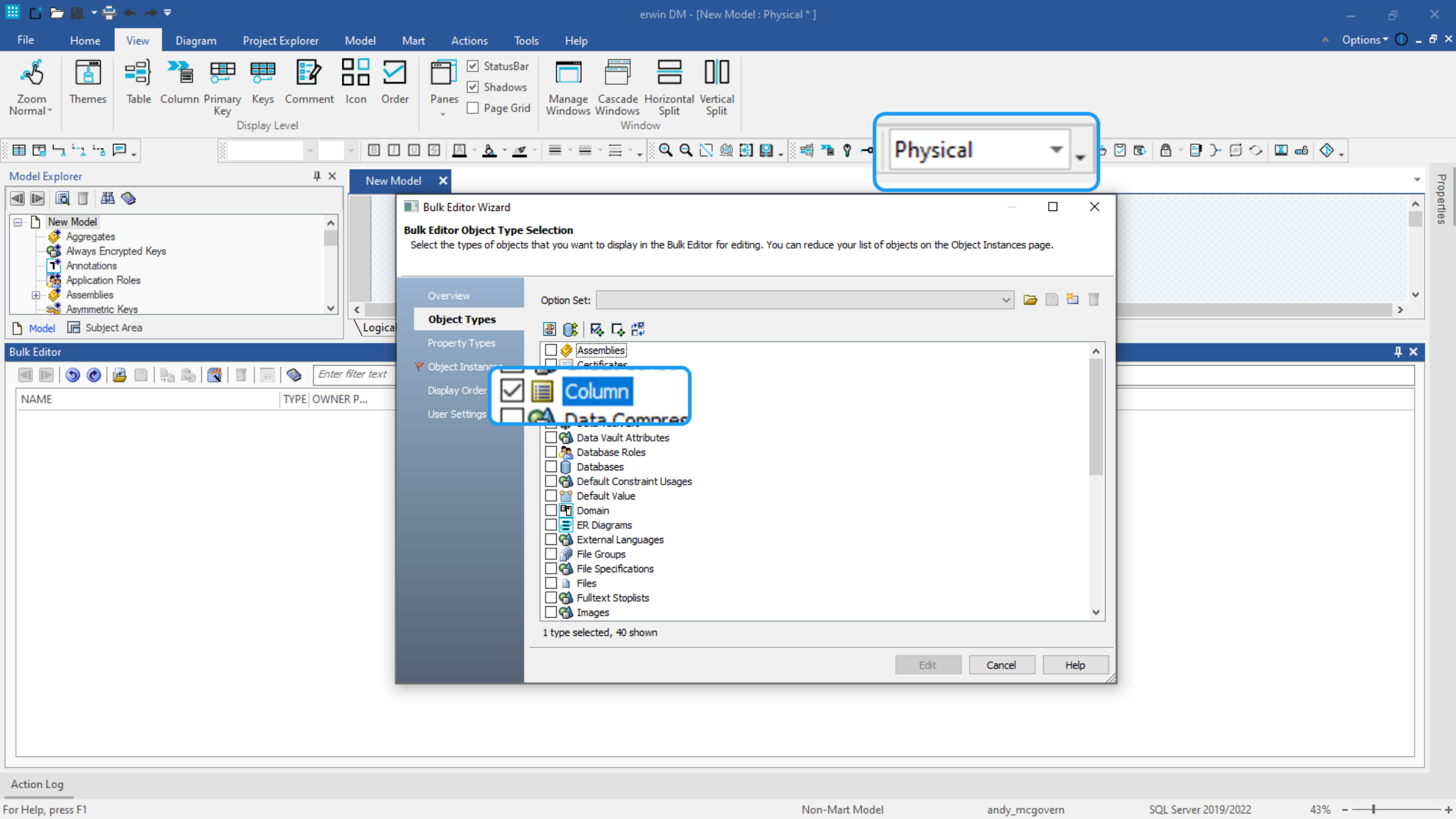
The **Display Order** page lets you arrange rows and columns for the Bulk Editor. The rows and columns may also be sorted and arranged by clicking or dragging the editor's column headings.

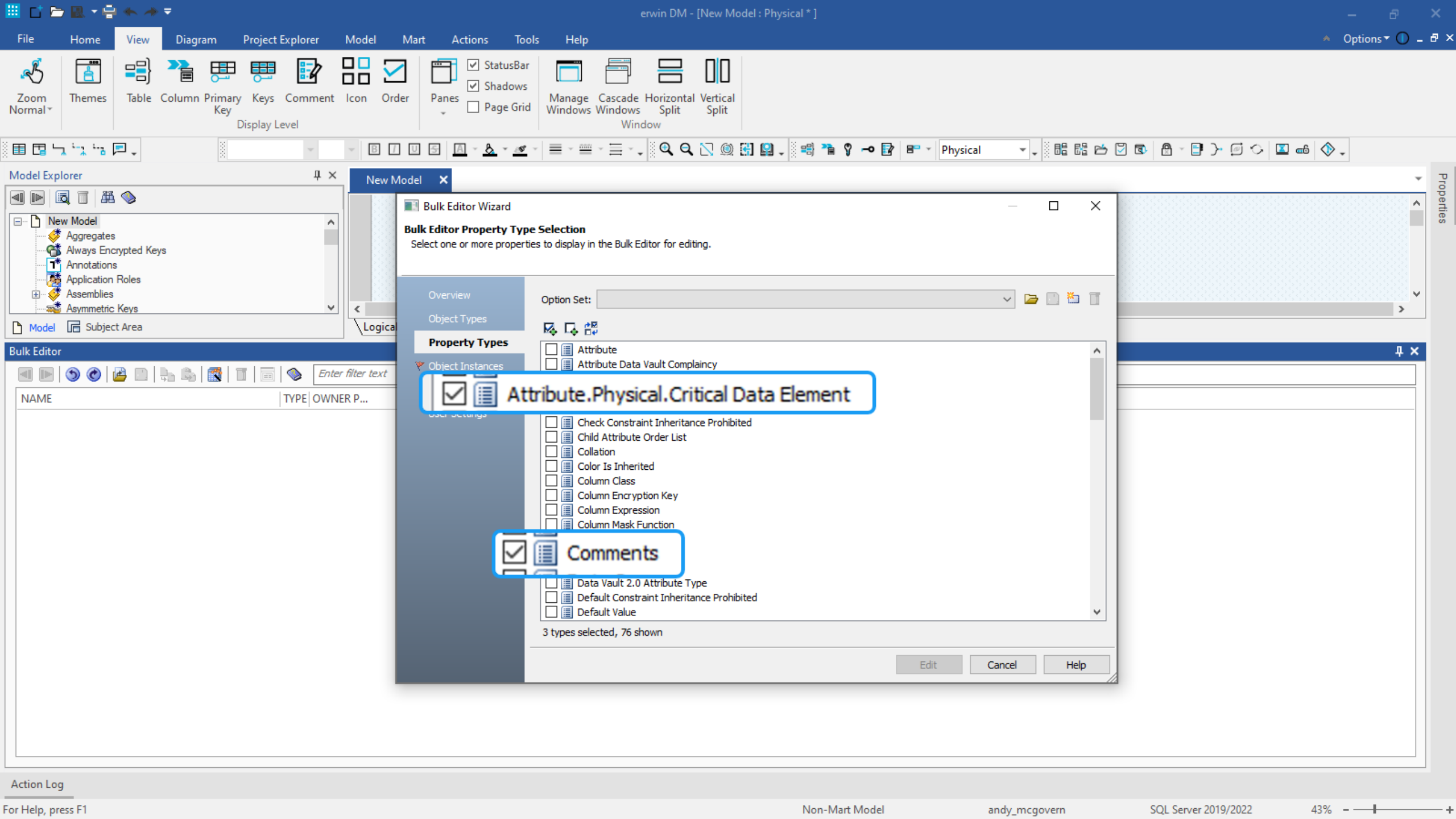
The **User Settings** page lets you manage some optional behavior of this wizard.

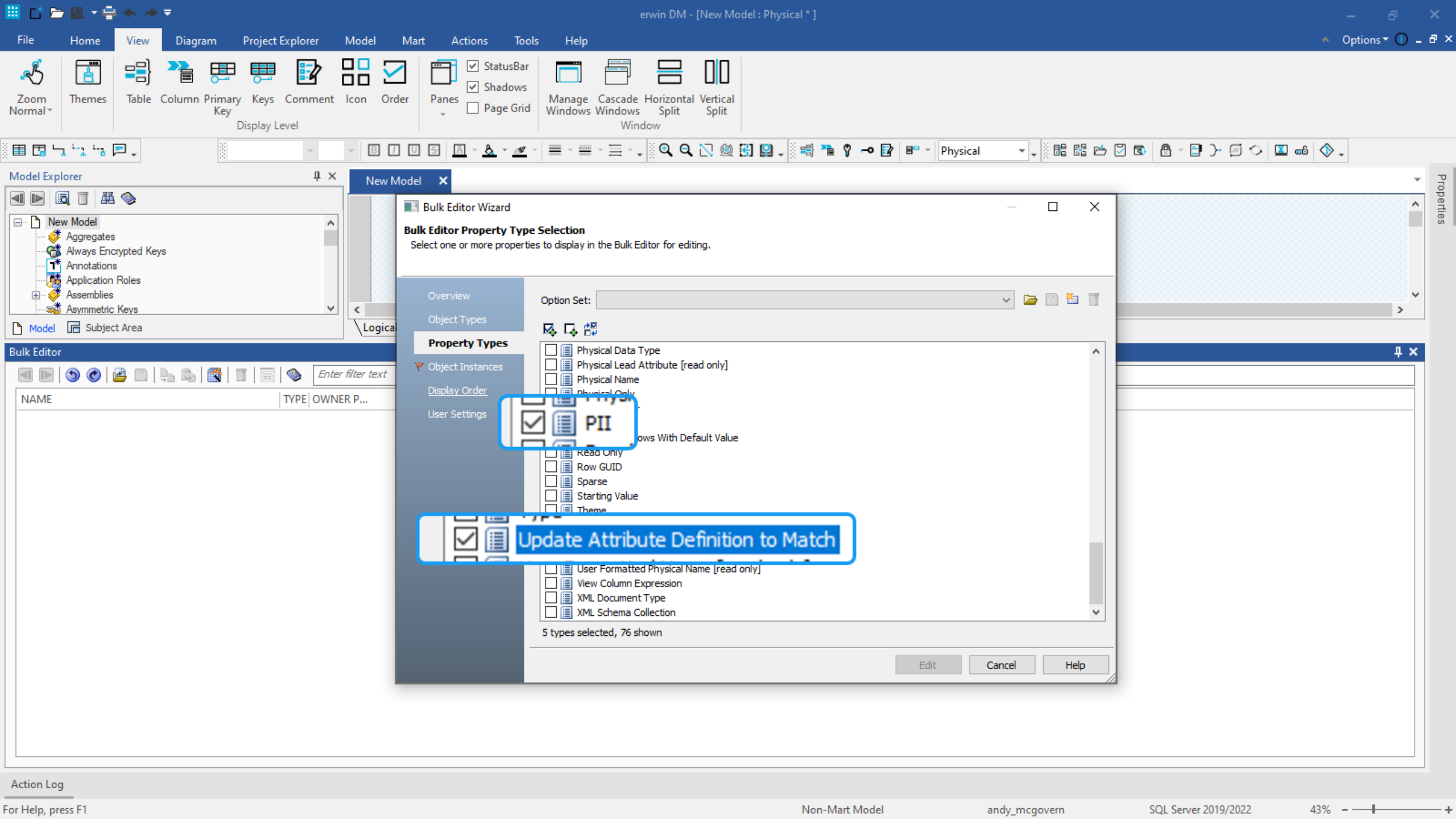
Edit

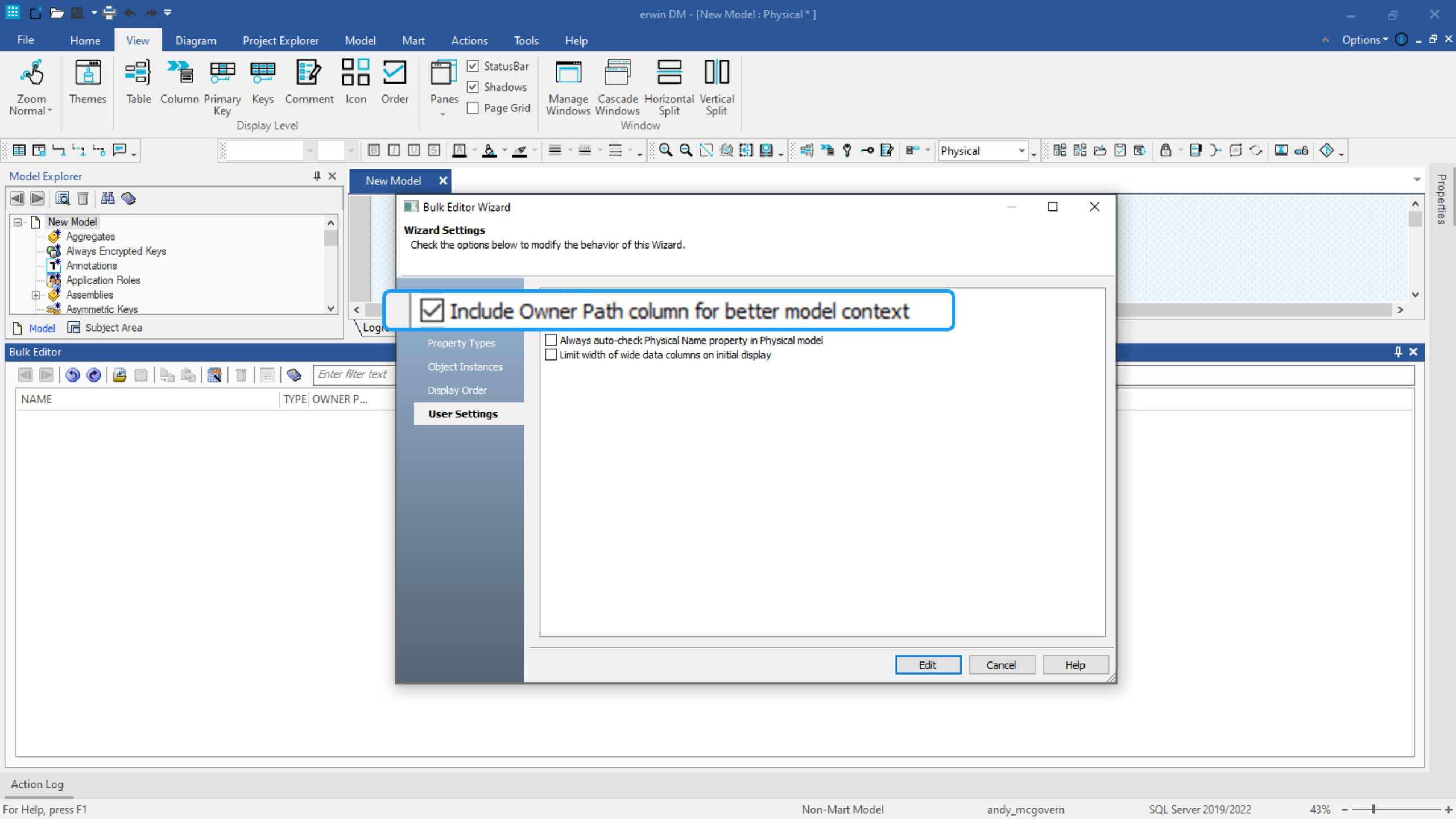
Cancel

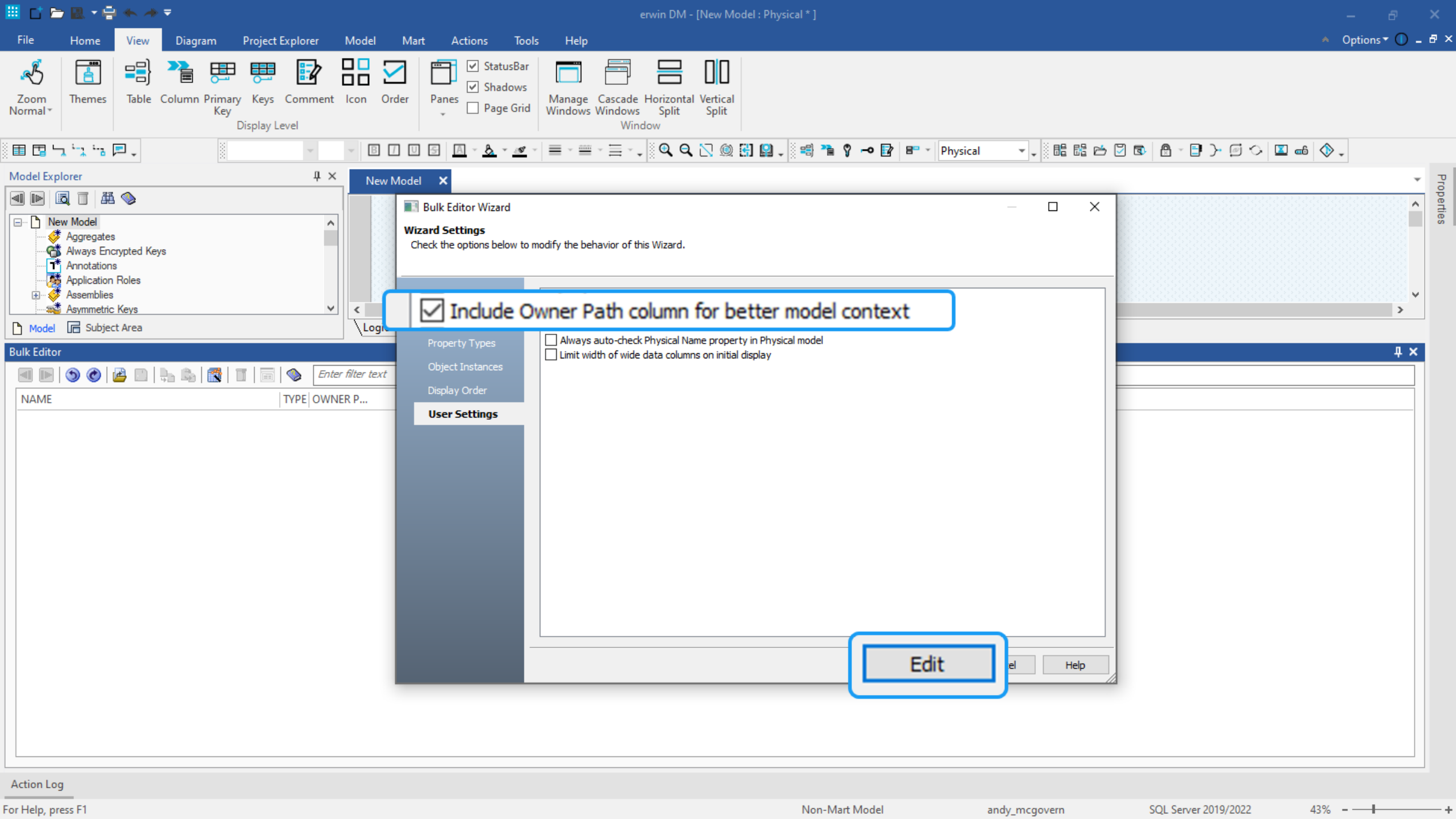
Help











Bulk Editor Wizard

Wizard Settings

Check the options below to modify the behavior of this Wizard.

☒ Include Owner Path column for better model context

- ☐ Always auto-check Physical Name property in Physical model
- ☐ Limit width of wide data columns on initial display

Property Types

Object Instances

Display Order

User Settings

Edit

erwin DM - [New Model : Physical *]

FileHomeViewDiagramProject ExplorerModelMartActionsToolsHelp

Zoom Normal

Themes

Table

Column

Primary Key

Keys

Comment

Icon

Order

Display Level

Panes

StatusBar

Shadows

Page Grid

Manage Windows

Cascade Windows

Horizontal Split

Vertical Split

Window

Physical

Model Explorer

New Model

Aggregates

Always Encrypted Keys

Annotations

Application Roles

Assemblies

Asymmetric Keys

Model

Subject Area

New Model

Logical

Physical

Bulk Editor

Enter filter text

OWNER PATH	NAME	TYPE	DEFINITION	COMMENTS	UPDATE ATTRIBUTE DEFINITION TO MATCH	PII	ATTRIBUTE.PHYSICAL.CRITICAL DATA ELEMENT
New Model.Crd_Card	Card_Expiration_Date	Column					No
New Model.Crd_Card	Credit_Card_Type	Column					No
New Model.Crd_Card	Card_Vendor_Name	Column					No
New Model.Crd_Card	Credit_Card_Amount	Column					No
New Model.Crd_Card	Payment_Number	Column					No
New Model.Crd_Chk	Credit_Check_Event	Column					No
New Model.Crd_Chk	Credit_Check_Date	Column					No
New Model.Crd_Chk	Credit_Status	Column					No
New Model.Crd_Chk	Payment_Number	Column					No
New Model.Cust	Customer_Identifier	Column	Customer Account Id...	Customer Account Identifier			Yes
New Model.Cust	Customer_First_Name	Column	Customer First Name	Customer First Name			Yes
New Model.Cust	Customer_Last_Name	Column	Customer Last Name	Customer Last Name			Yes
New Model.Cust	Customer_Street_Address	Column	Customer Street Addr...	Customer Street Address...			Yes
New Model.Cust	Customer_Company_Name	Column	Company Name is ide...	Company Name is identified for eac...			Yes
New Model.Cust	Customer_City	Column					No
New Model.Cust	Customer_State	Column					No
New Model.Cust	Customer_Zip_Code	Column					No
New Model.Cust	Customer_Phone_Area_Code	Column					No
New Model.Cust	Customer_Phone_Number	Column					No

Action Log

For Help, press F1

Non-Mart Model

andy_mcgovern

SQL Server 2019/2022

43%

erwin DM - [New Model : Physical *]

FileHomeViewDiagramProject ExplorerModelMartActionsToolsHelp

Zoom Normal

Themes

Table

Column

Primary Key

Keys

Comment

Icon

Order

Panes

StatusBar

Shadows

Page Grid

Manage Windows

Cascade Windows

Horizontal Split

Vertical Split

Display LevelWindow

Model Explorer

New Model

Aggregates

Always Encrypted Keys

Annotations

Application Roles

Assemblies

Asymmetric Keys

ModelSubject Area

New Model

Diagram

LogicalPhysical

Save

Enter filter text

OWNER PATH	NAME	TYPE	DEFINITION	COMMENTS	UPDATE ATTRIBUTE DEFINITION TO MATCH	PII	ATTRIBUTE.PHYSICAL.CRITICAL DATA ELEMENT
New Model.Crd_Card	Card_Expiration_Date	Column					No
New Model.Crd_Card	Credit_Card_Type	Column					No
New Model.Crd_Card	Card_Vendor_Name	Column					No
New Model.Crd_Card	Credit_Card_Amount	Column					No
New Model.Crd_Card	Payment_Number	Column					No
New Model.Crd_Chk	Credit_Check_Event	Column					No
New Model.Crd_Chk	Credit_Check_Date	Column					No
New Model.Crd_Chk	Credit_Status	Column					No
New Model.Crd_Chk	Payment_Number	Column					No
New Model.Cust	Customer_Identifier	Column	Customer Account Id...	Customer Account Identifier			Yes
New Model.Cust	Customer_First_Name	Column	Customer First Name	Customer First Name			Yes
New Model.Cust	Customer_Last_Name	Column	Customer Last Name	Customer Last Name			Yes
New Model.Cust	Customer_Street_Address	Column	Customer Street Addr...	Customer Street Address...			Yes
New Model.Cust	Customer_Company_Name	Column	Company Name is ide...	Company Name is identified for eac...			Yes
New Model.Cust	Customer_City	Column					No
New Model.Cust	Customer_State	Column					No
New Model.Cust	Customer_Zip_Code	Column					No
New Model.Cust	Customer_Phone_Area_Code	Column					No
New Model.Cust	Customer_Phone_Number	Column					No

Action Log

For Help, press F1

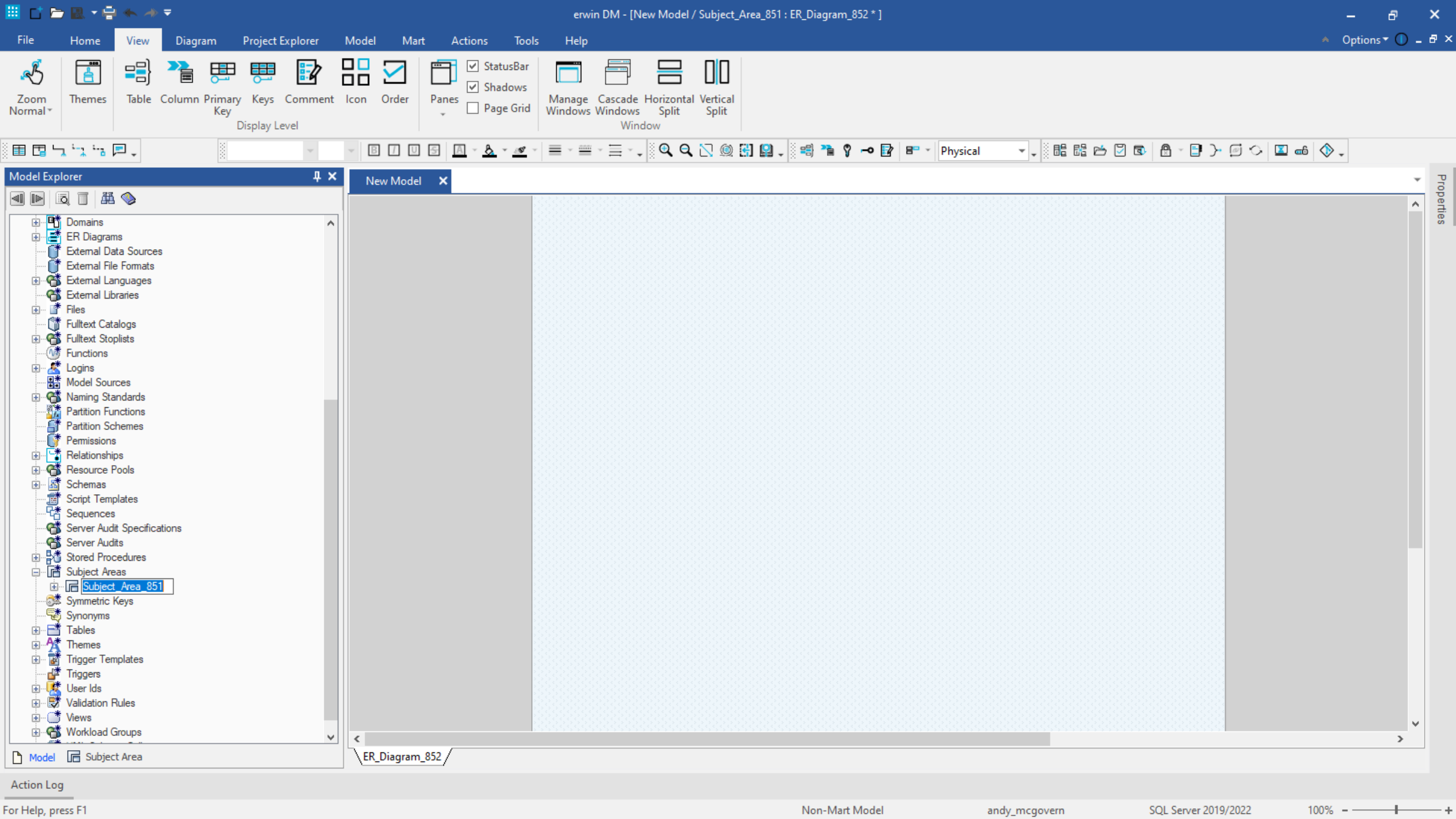
Non-Mart Modelandy_mcgovernSQL Server 2019/202243%

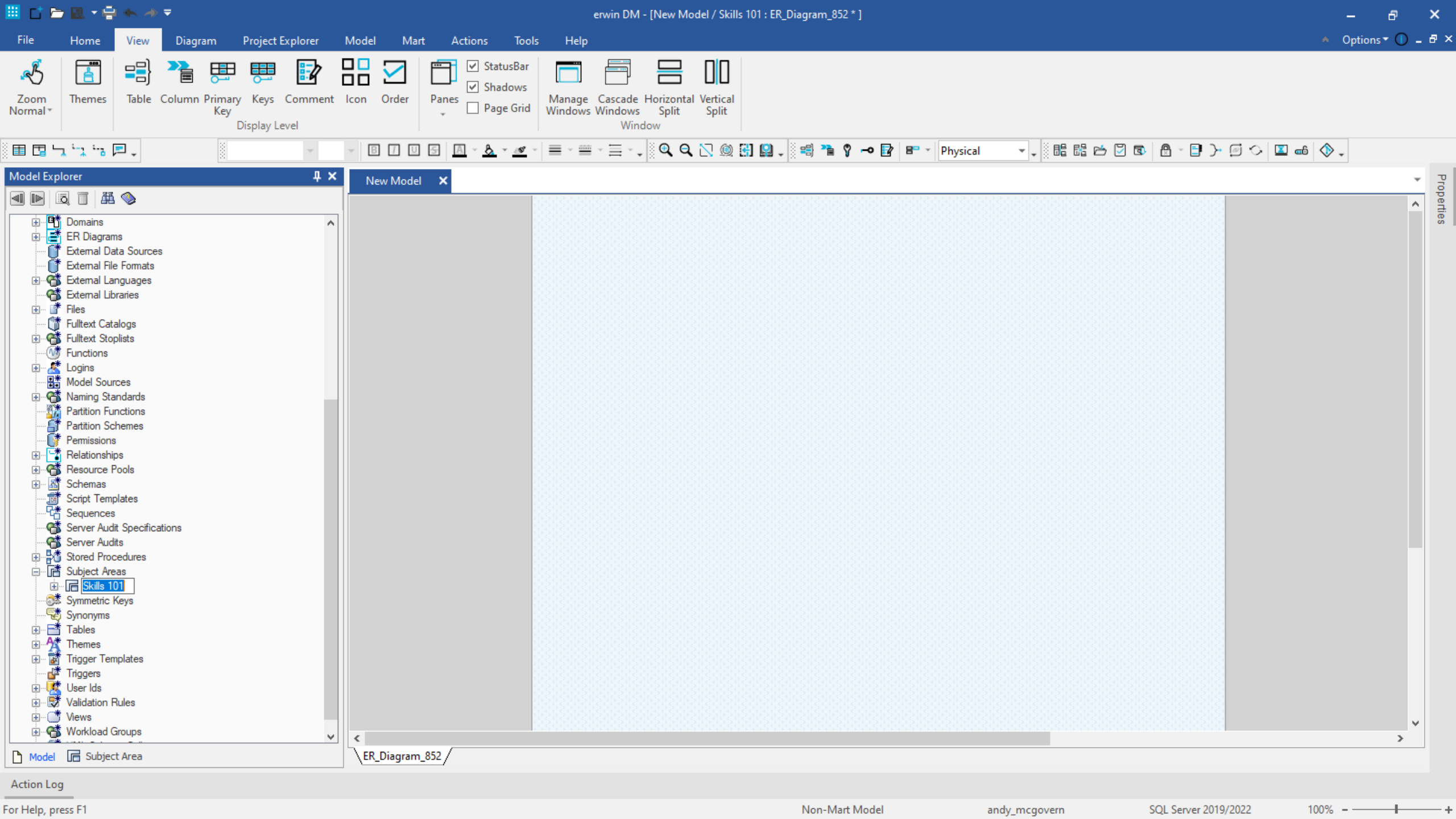
Create a Subject Area

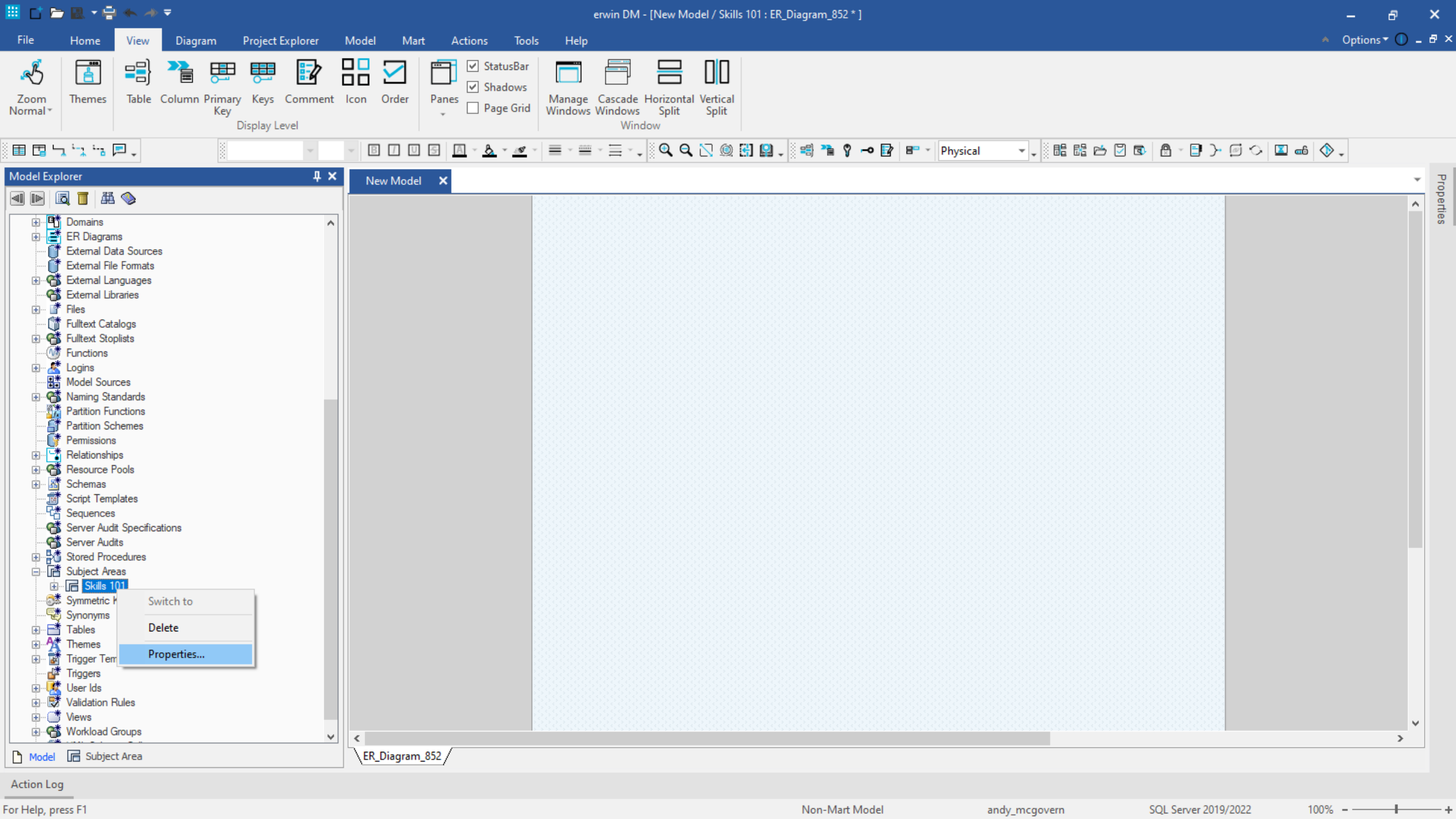


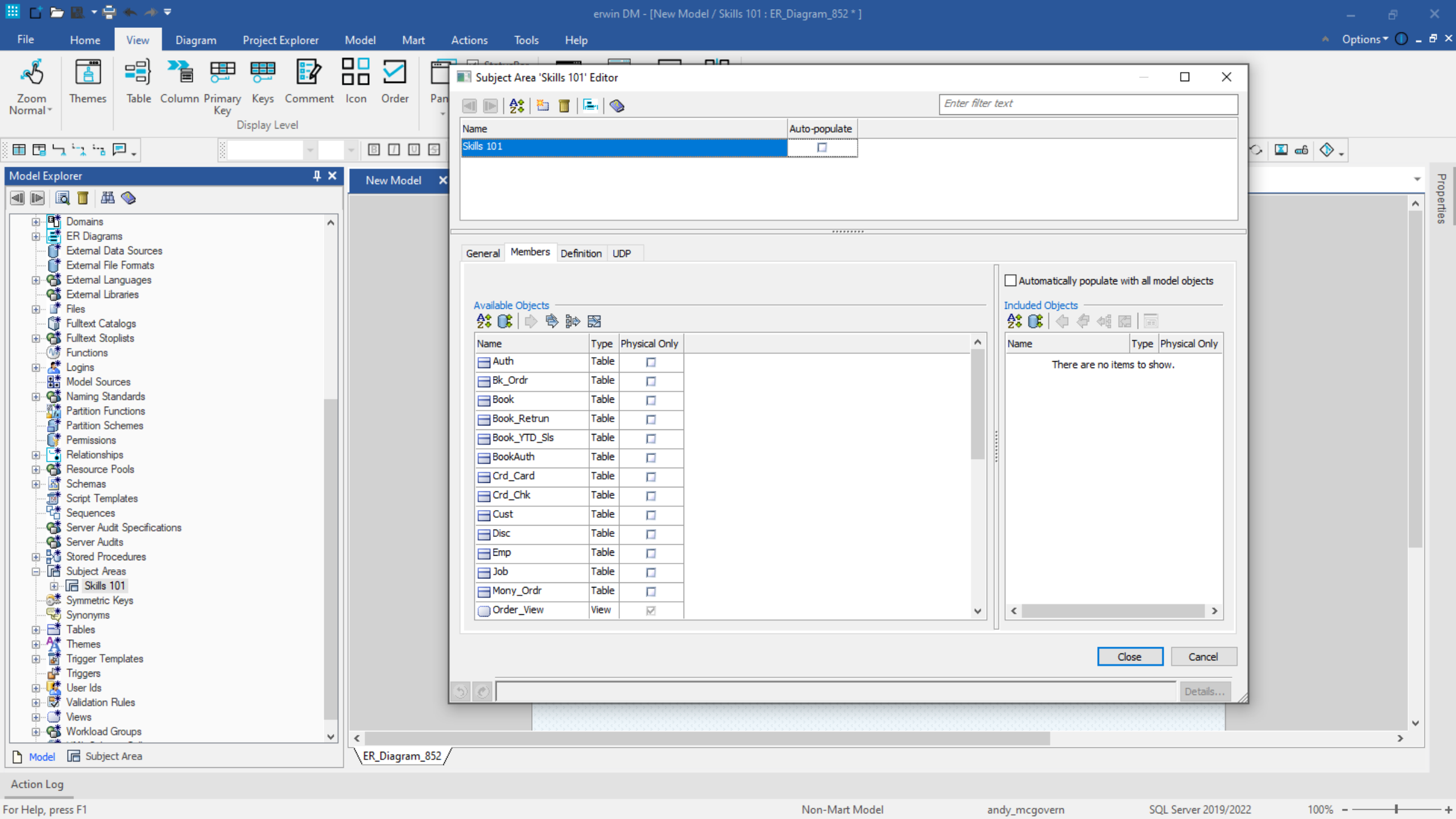
A screenshot of the Microsoft Word ribbon, specifically the 'Physical' dropdown menu. The ribbon includes tabs for 'Layout', 'References', 'Mailings', 'Review', and 'Send to Mobile'. The 'Physical' dropdown menu is open, showing options for 'Physical', 'Digital', 'Print', 'Email', 'Mobile', and 'Other'. The 'Physical' option is selected, and the 'Digital' option is highlighted. The 'Print' option is also visible. The 'Email' option is highlighted. The 'Mobile' option is highlighted. The 'Other' option is highlighted.

[illegible]









FileHomeViewDiagramProject ExplorerModelMartActionsToolsHelp

Zoom Normal

Themes

Table

Column

Primary Key

Keys

Comment

Icon

Order

Display Level

Model Explorer

Domains

ER Diagrams

External Data Sources

External File Formats

External Languages

External Libraries

Files

Fulltext Catalogs

Fulltext Stoplists

Functions

Logins

Model Sources

Naming Standards

Partition Functions

Partition Schemes

Permissions

Relationships

Resource Pools

Schemas

Script Templates

Sequences

Server Audit Specifications

Server Audits

Stored Procedures

Subject Areas

Skills 101

Symmetric Keys

Synonyms

Tables

Themes

Trigger Templates

Triggers

User Ids

Validation Rules

Views

Workload Groups

New Model

ER Diagram_852

Subject Area 'Skills 101' Editor

Enter filter text

Name	Auto-populate
Skills 101	<input type="checkbox"/>

GeneralMembersDefinitionUDP

Available Objects

Name	Type	Physical Only
Auth	Table	<input type="checkbox"/>
Bk_Ordr	Table	<input type="checkbox"/>
Book	Table	<input type="checkbox"/>
Book_Reurun	Table	<input type="checkbox"/>
Book_YTD_Sls	Table	<input type="checkbox"/>
BookAuth	Table	<input type="checkbox"/>
Crđ_Card	Table	<input type="checkbox"/>
Crđ_Chk	Table	<input type="checkbox"/>
Cust	Table	<input type="checkbox"/>
Disc	Table	<input type="checkbox"/>
Emp	Table	<input type="checkbox"/>
Job	Table	<input type="checkbox"/>
Mony_Ordr	Table	<input type="checkbox"/>
Order_View	View	<input checked="" type="checkbox"/>

Automatically populate with all model objects

Included Objects

Name	Type	Physical Only
There are no items to show.		

Close

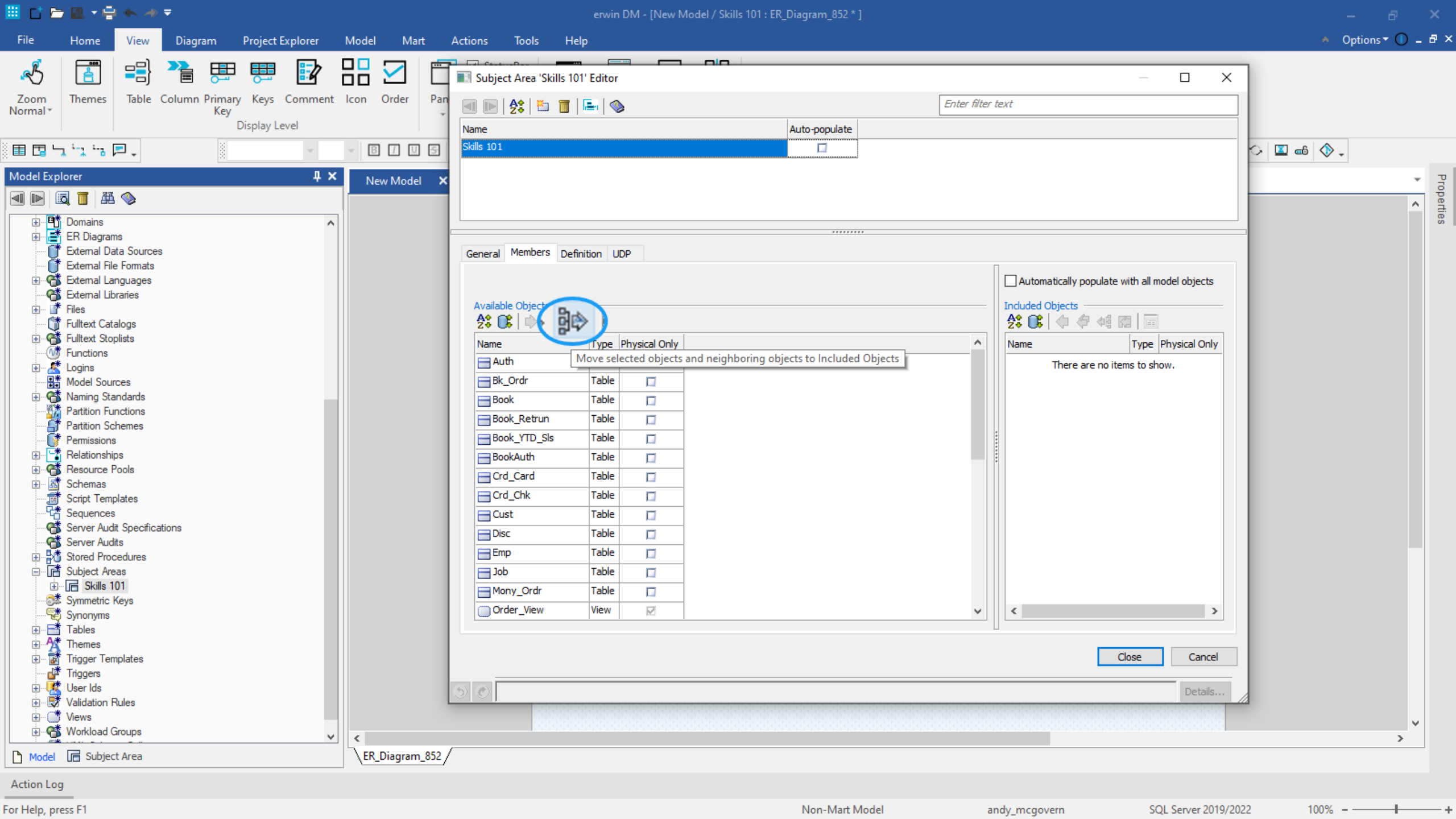
Cancel

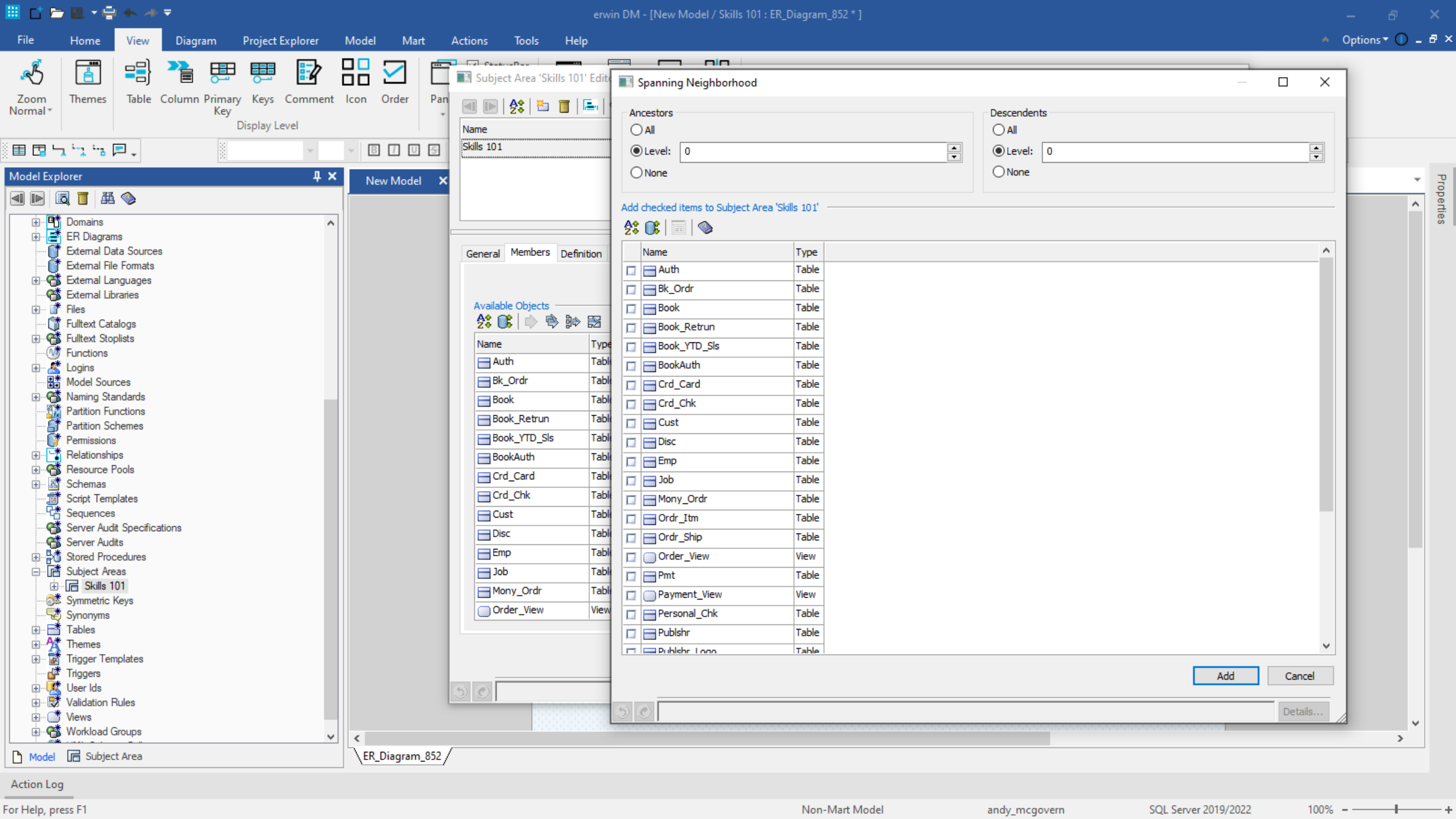
Details...

Action Log

For Help, press F1

Non-Mart Modelandy_mcgovernSQL Server 2019/2022100%





Spanning Neighborhood

Ancestors

☐ All

☒ Level: 0

☐ None

Descendents

☐ All

☒ Level: 0

☐ None

Add checked items to Subject Area 'Skills 101'

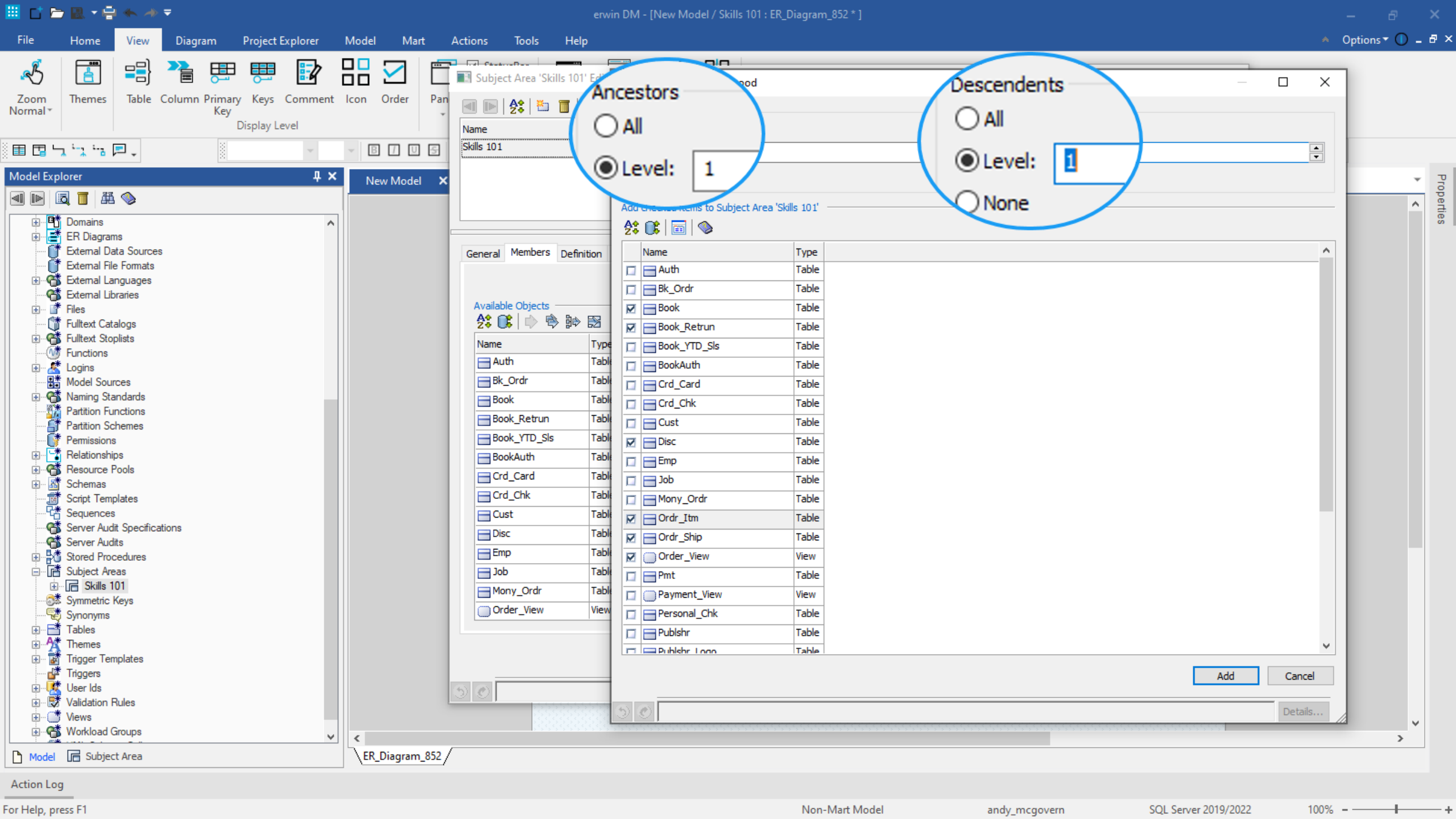
Available Objects

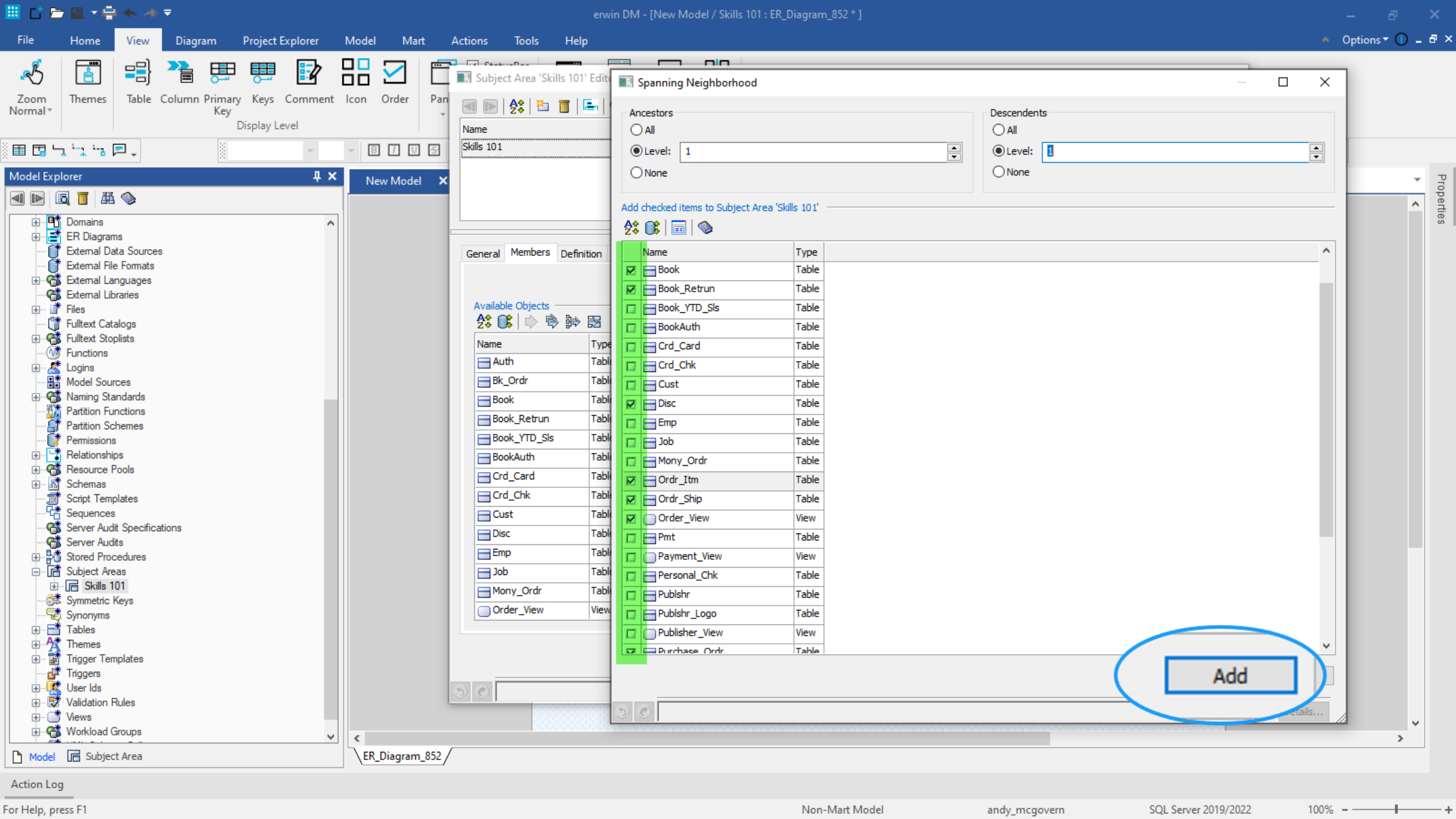
Name	Type
<input type="checkbox"/> Auth	Table
<input type="checkbox"/> Bk_Ordr	Table
<input type="checkbox"/> Book	Table
<input type="checkbox"/> Book_Reurun	Table
<input type="checkbox"/> Book_YTD_Sls	Table
<input type="checkbox"/> BookAuth	Table
<input type="checkbox"/> Crd_Card	Table
<input type="checkbox"/> Crd_Chk	Table
<input type="checkbox"/> Cust	Table
<input type="checkbox"/> Disc	Table
<input type="checkbox"/> Emp	Table
<input type="checkbox"/> Job	Table
<input type="checkbox"/> Mony_Ordr	Table
<input type="checkbox"/> Ordr_Itm	Table
<input type="checkbox"/> Ordr_Ship	Table
<input type="checkbox"/> Order_View	View
<input type="checkbox"/> Pmt	Table
<input type="checkbox"/> Payment_View	View
<input type="checkbox"/> Personal_Chk	Table
<input type="checkbox"/> Publshr	Table
<input type="checkbox"/> Publshr_Lonn	Table

Add

Cancel

Details...





Subject Area 'Skills 101' Editor

Enter filter text

Name	Auto-populate
Skills 101	<input type="checkbox"/>

General Members Definition UDP

Available Objects

Name	Type	Physical Only
Auth	Table	<input type="checkbox"/>
Bk_Ordr	Table	<input type="checkbox"/>
Book_YTD_Sls	Table	<input type="checkbox"/>
BookAuth	Table	<input type="checkbox"/>
Crd_Card	Table	<input type="checkbox"/>
Crd_Chk	Table	<input type="checkbox"/>
Cust	Table	<input type="checkbox"/>
Emp	Table	<input type="checkbox"/>
Job	Table	<input type="checkbox"/>
Mony_Ordr	Table	<input type="checkbox"/>
Payment_View	View	<input checked="" type="checkbox"/>
Personal_Chk	Table	<input type="checkbox"/>
Pmt	Table	<input type="checkbox"/>
Publisher_View	View	<input checked="" type="checkbox"/>

☐ Automatically populate with all model objects

Included Objects

Name	Type	Physical Only
Book	Table	<input type="checkbox"/>
Book_Retrurn	Table	<input type="checkbox"/>
Disc	Table	<input type="checkbox"/>
Order_View	View	<input checked="" type="checkbox"/>
Ordr_Itm	Table	<input type="checkbox"/>
Ordr_Ship	Table	<input type="checkbox"/>
Purchase_Ordr	Table	<input type="checkbox"/>
Rylty_Hist	Table	<input type="checkbox"/>

Close Cancel

Zoom Normal Themes Table Column Primary Key Keys Comment Icon Order Pan





Model Explorer

New Model

- Domains
- ER Diagrams
- External Data Sources
- External File Formats
- External Languages
- External Libraries
- Files
- Fulltext Catalogs
- Fulltext Stoplists
- Functions
- Logins
- Model Sources
- Naming Standards
- Partition Functions
- Partition Schemes
- Permissions
- Relationships
- Resource Pools
- Schemas
- Script Templates
- Sequences
- Server Audit Specifications
- Server Audits
- Stored Procedures
- Subject Areas
 - Skills 101
- Symmetric Keys
- Synonyms
- Tables
- Themes
- Trigger Templates
- Triggers
- User Ids
- Validation Rules
- Views
- Workload Groups

Model Subject Area ER_Diagram_852

Action Log



Subject Area 'Skills 101' Editor

Enter filter text

Name	Auto-populate
Skills 101	<input type="checkbox"/>

General | Members | Definition | UDP

Available Objects

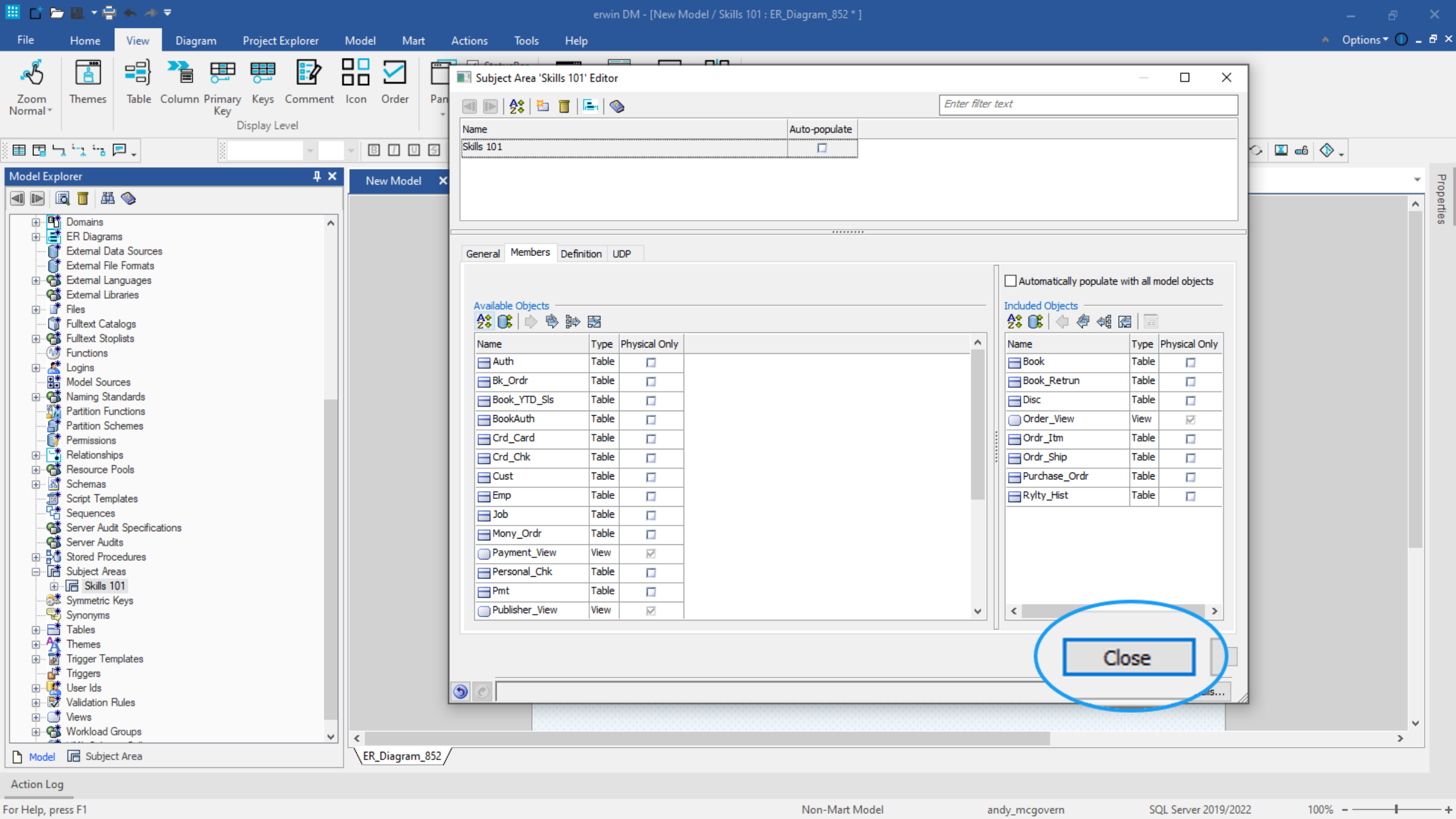
Name	Type	Physical Only
Auth	Table	<input type="checkbox"/>
Bk_Ordr	Table	<input type="checkbox"/>
Book_YTD_Sls	Table	<input type="checkbox"/>
BookAuth	Table	<input type="checkbox"/>
Crd_Card	Table	<input type="checkbox"/>
Crd_Chk	Table	<input type="checkbox"/>
Cust	Table	<input type="checkbox"/>
Emp	Table	<input type="checkbox"/>
Job	Table	<input type="checkbox"/>
Mony_Ordr	Table	<input type="checkbox"/>
Payment_View	View	<input checked="" type="checkbox"/>
Personal_Chk	Table	<input type="checkbox"/>
Pmt	Table	<input type="checkbox"/>
Publisher_View	View	<input checked="" type="checkbox"/>

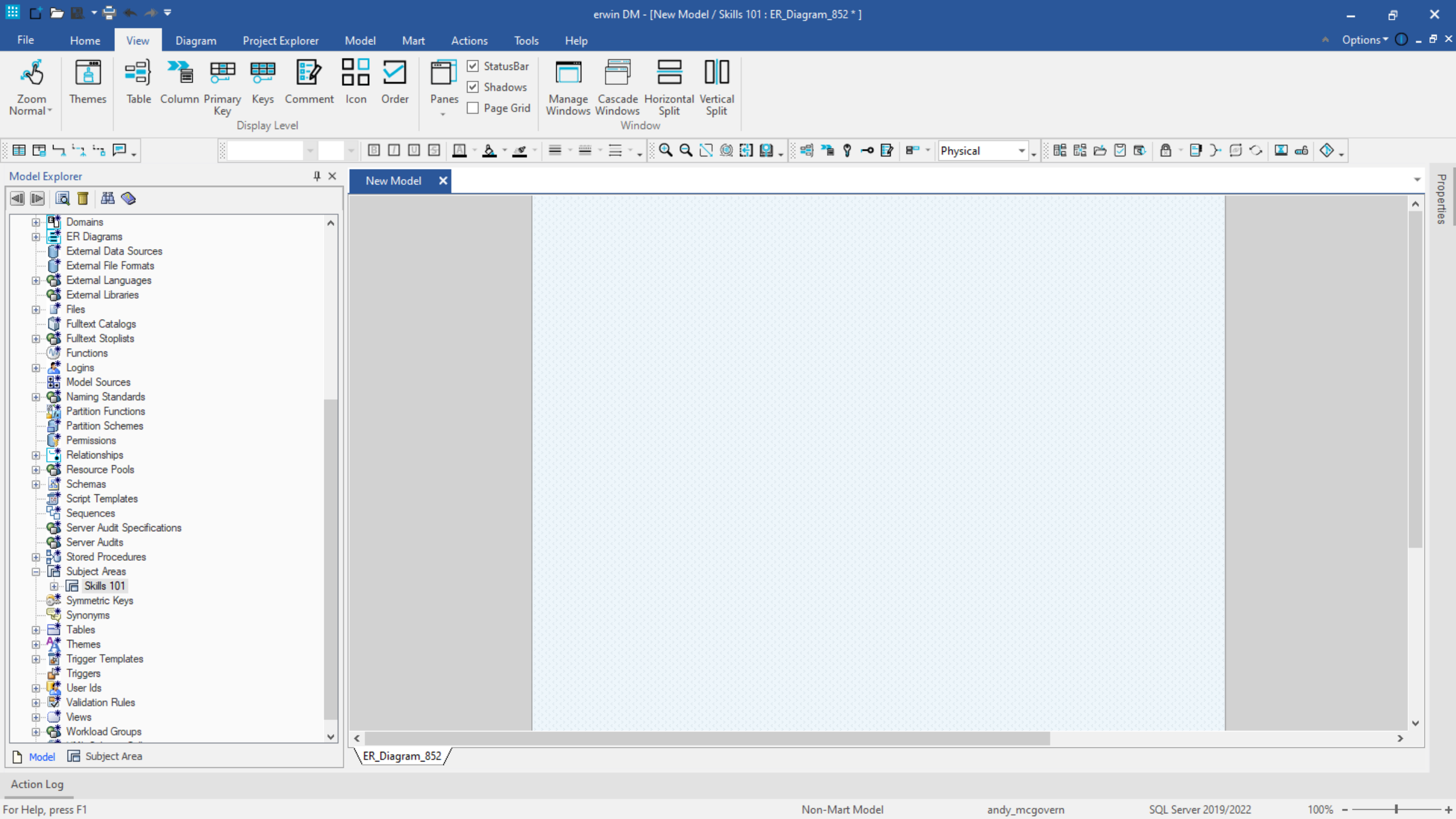
☐ Automatically populate with all model objects

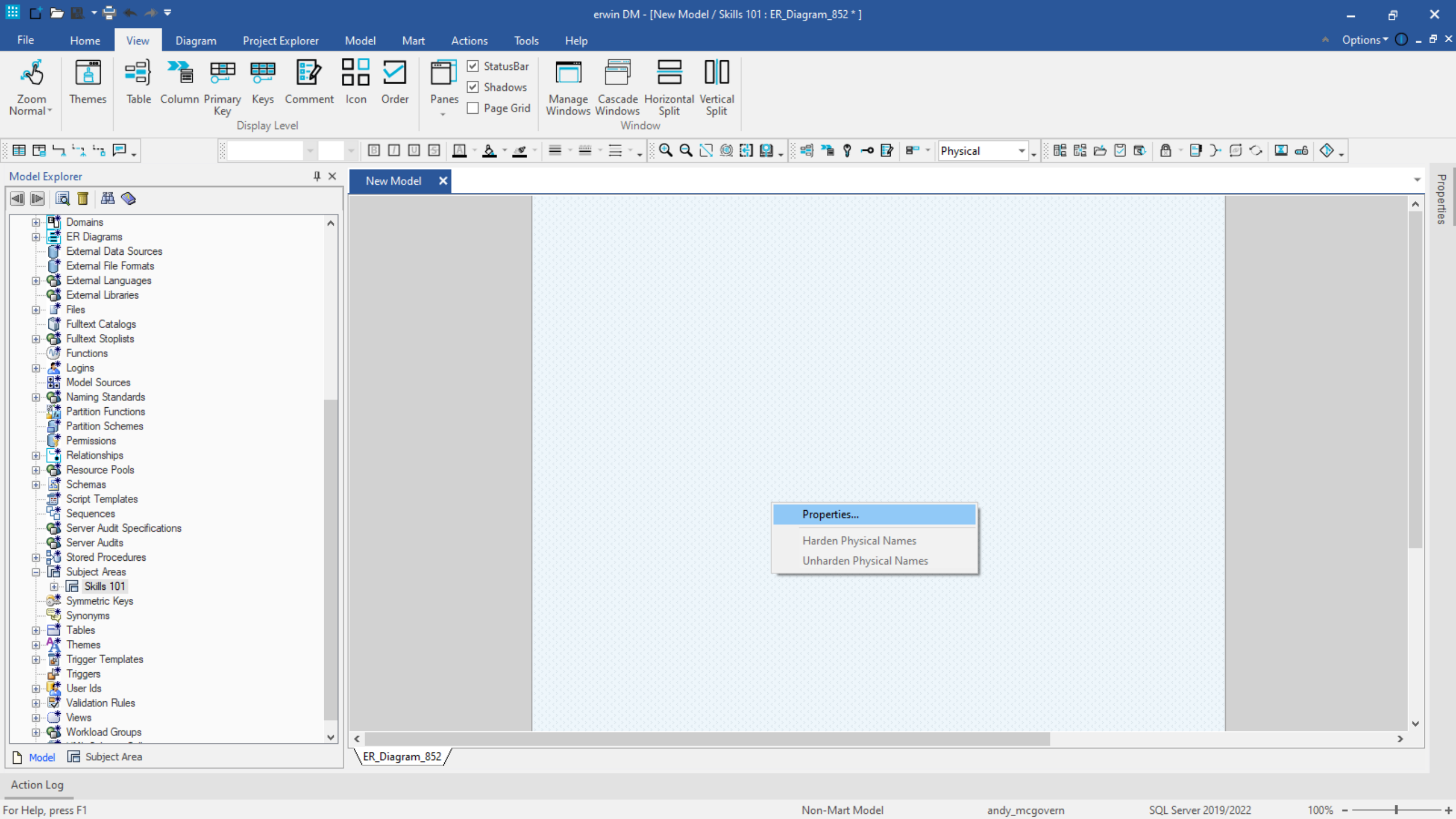
Included Objects

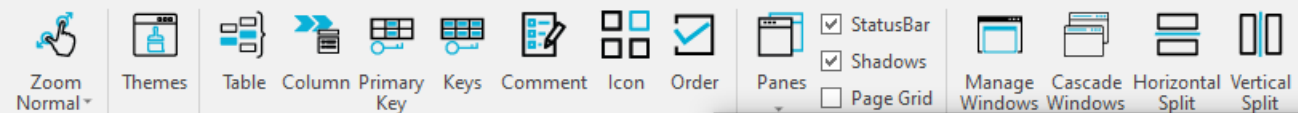
Name	Type	Physical Only
Book	Table	<input type="checkbox"/>
Book_Reurun	Table	<input type="checkbox"/>
Disc	Table	<input type="checkbox"/>
Order_View	View	<input checked="" type="checkbox"/>
Ordr_Itn	Table	<input type="checkbox"/>
Ordr_Ship	Table	<input type="checkbox"/>
Purchase_Ordr	Table	<input type="checkbox"/>
Rylty_Hist	Table	<input type="checkbox"/>

Close Cancel Details...









Display Level



Model Explorer



- Domains
- ER Diagrams
- External Data Sources
- External File Formats
- External Languages
- External Libraries
- Files
- Fulltext Catalogs
- Fulltext Stoplists
- Functions
- Logins
- Model Sources
- Naming Standards
- Partition Functions
- Partition Schemes
- Permissions
- Relationships
- Resource Pools
- Schemas
- Script Templates
- Sequences
- Server Audit Specifications
- Server Audits
- Stored Procedures
- Subject Areas
 - Skills 101
- Symmetric Keys
- Synonyms
- Tables
- Themes
- Trigger Templates
- Triggers
- User Ids
- Validation Rules
- Views
- Workload Groups

Model Subject Area

Action Log

For Help, press F1

Non-Mart Model

andy_mcgovern

SQL Server 2019/2022

100% -

erwin DM - [New Model / Skills 101 : ER_Diagram_852 *]

FileHomeViewDiagramProject ExplorerModelMartActionsToolsHelp

Zoom Normal

Themes

Table

Column

Primary Key

Keys

Comment

Icon

Order

Display Level

StatusBar

Shadows

Page Grid

Manage Windows

Cascade Windows

Horizontal Split

Vertical Split

Model Explorer

Domains

ER Diagrams

External Data Sources

External File Formats

External Languages

External Libraries

Files

Fulltext Catalogs

Fulltext Stoplists

Functions

Logins

Model Sources

Naming Standards

Partition Functions

Partition Schemes

Permissions

Relationships

Resource Pools

Schemas

Script Templates

Sequences

Server Audit Specifications

Server Audits

Stored Procedures

Subject Areas

Skills 101

Symmetric Keys

Synonyms

Tables

Themes

Trigger Templates

Triggers

User Ids

Validation Rules

Views

Workload Groups

ModelSubject Area

ER Diagram 'ER_Diagram_852' Editor

Edit ER Diagrams in: Skills 101

Name

View Mode

Auto-populate

ER_Diagram_852

Physical

GeneralMembersRelationshipsLayoutDisplayEntityTableViewRelationshipPage SetupPage Setup Margins

Available Objects

Included Objects

Automatically populate from Subject Area

Name

Type

There are no items to show.

Book

Book_Retrn

Disc

Order_View

Ordr_Itm

Ordr_Ship

Purchase_Ordr

Rylty_Hist

Close

Cancel

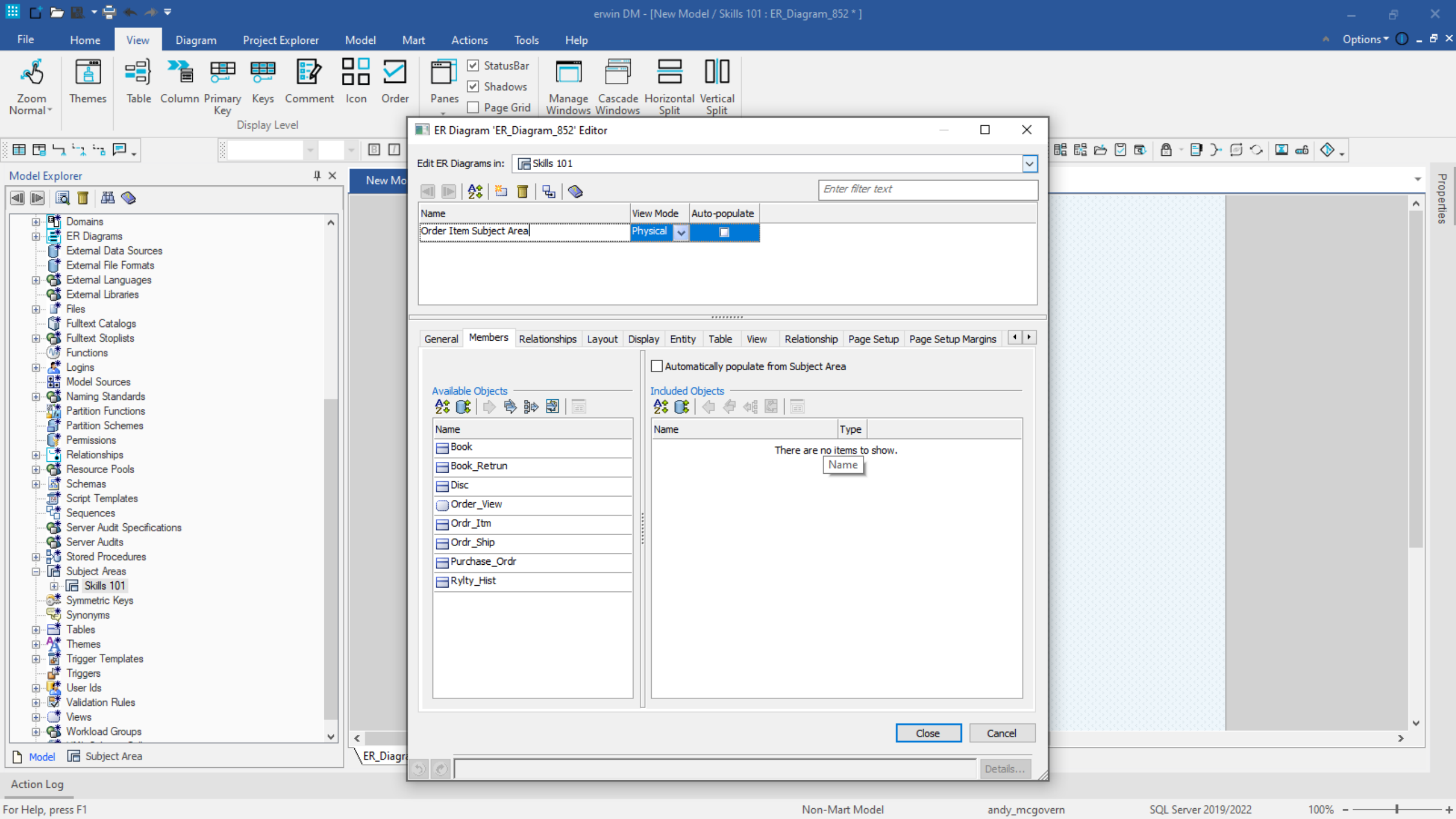
Details...

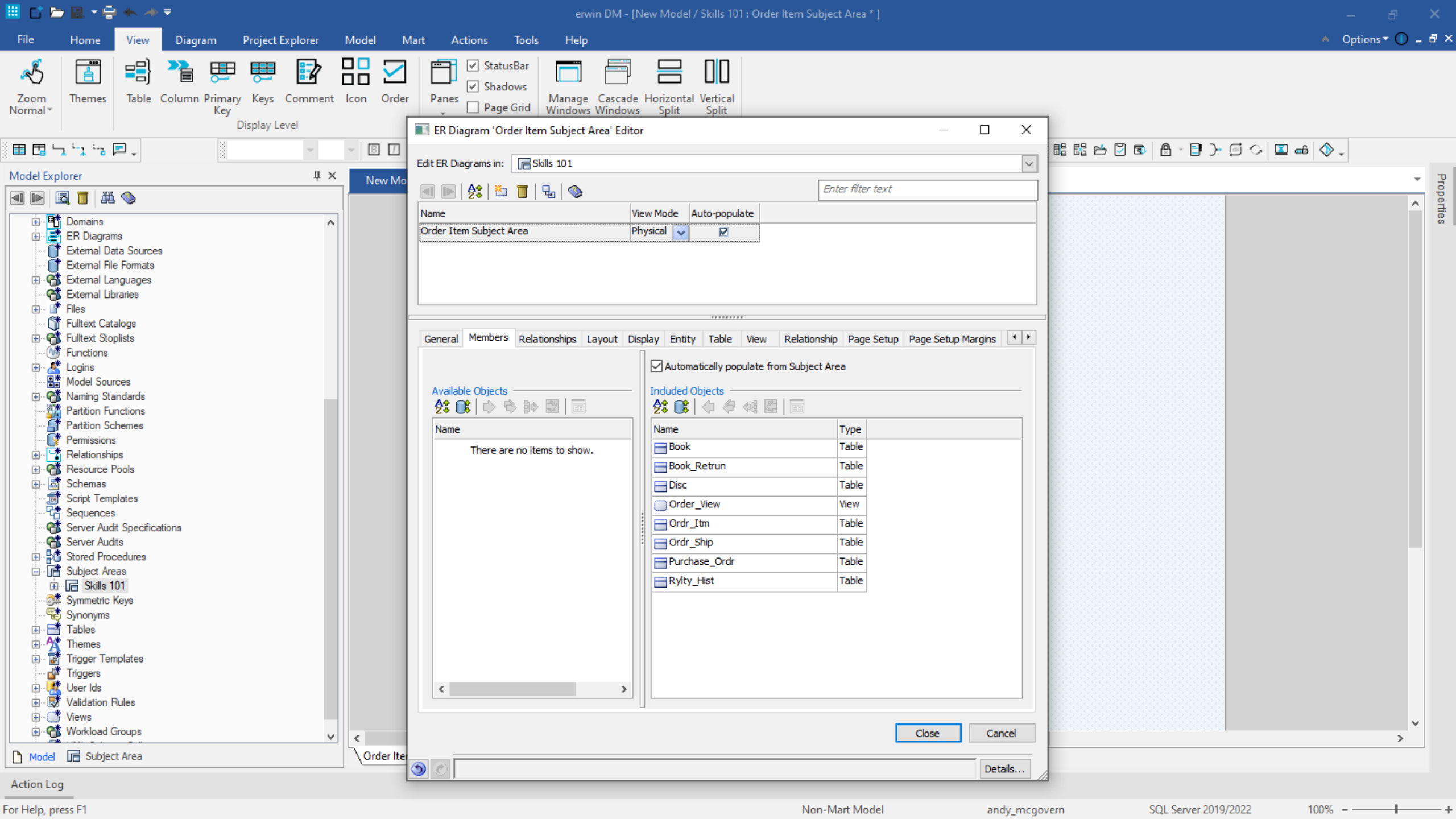
Properties

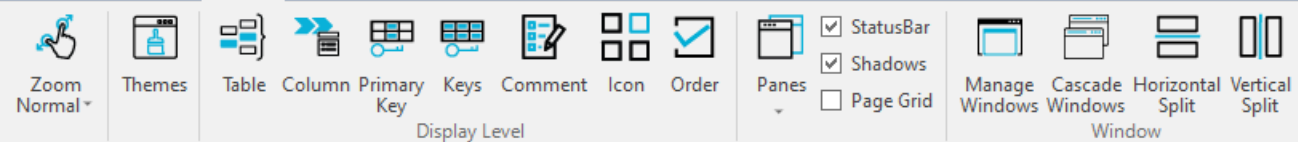
Action Log

For Help, press F1

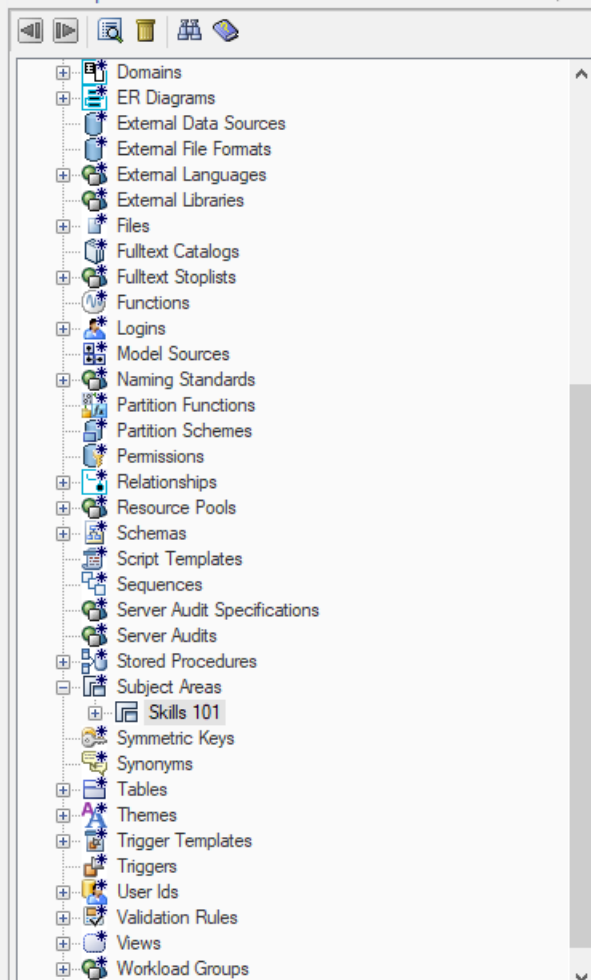
Non-Mart Modelandy_mcgovernSQL Server 2019/2022100%







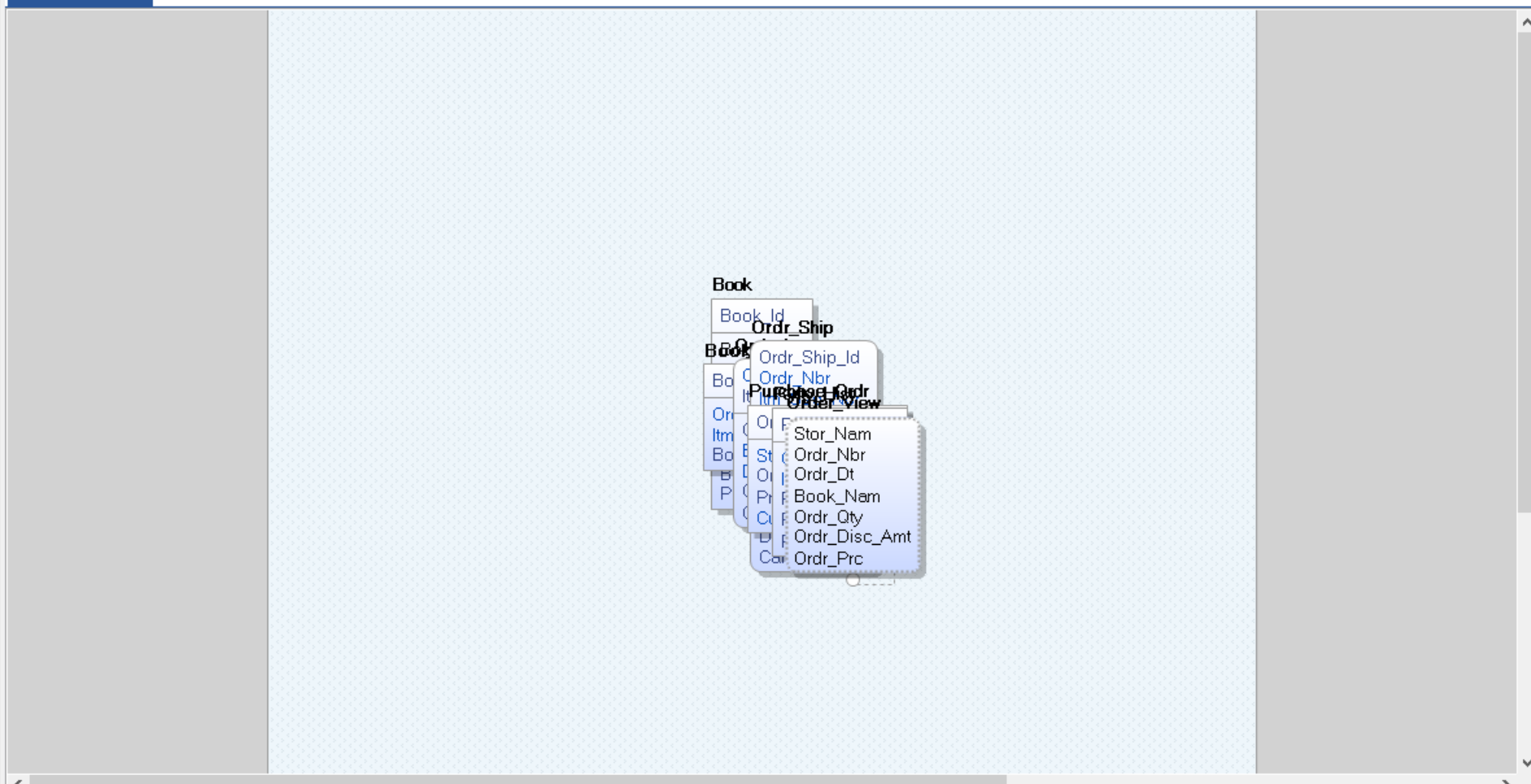
Model Explorer



Model Subject Area

Action Log

New Model



Order Item Subject Area

Properties

Diagram

Hierarchical

Perform a hierarchical layout

File

Home

Diagram Explorer

Model

Mart

Actions

Tools

Help

New Diagram

Delete Diagram

Diagrams...

Align Left

Align Center

Align Right

Align Top

Align Middle

Align Bottom

Space Horizontally

Space Vertically

Group

Ungroup

Objects

Relationship Paths

Layout In Place

Hide

Hide Neighborhood

Unhide

Unhide All

Physical

Model Explorer

Domains

ER Diagrams

External Data Sources

External File Formats

External Languages

External Libraries

Files

Fulltext Catalogs

Fulltext Stoplists

Functions

Logins

Model Sources

Naming Standards

Partition Functions

Partition Schemes

Permissions

Relationships

Resource Pools

Schemas

Script Templates

Sequences

Server Audit Specifications

Server Audits

Stored Procedures

Subject Areas

Skills 101

Symmetric Keys

Synonyms

Tables

Themes

Trigger Templates

Triggers

User Ids

Validation Rules

Views

Workload Groups

New Model

Order Item Subject Area

Book

Book Id

Order Ship

Order Ship Id

Order Nbr

Order Id

Order View

Stor_Nam

Order_Nbr

Order_Dt

Book_Nam

Order_Qty

Order_Disc_Amt

Order_Prc

Properties

Action Log

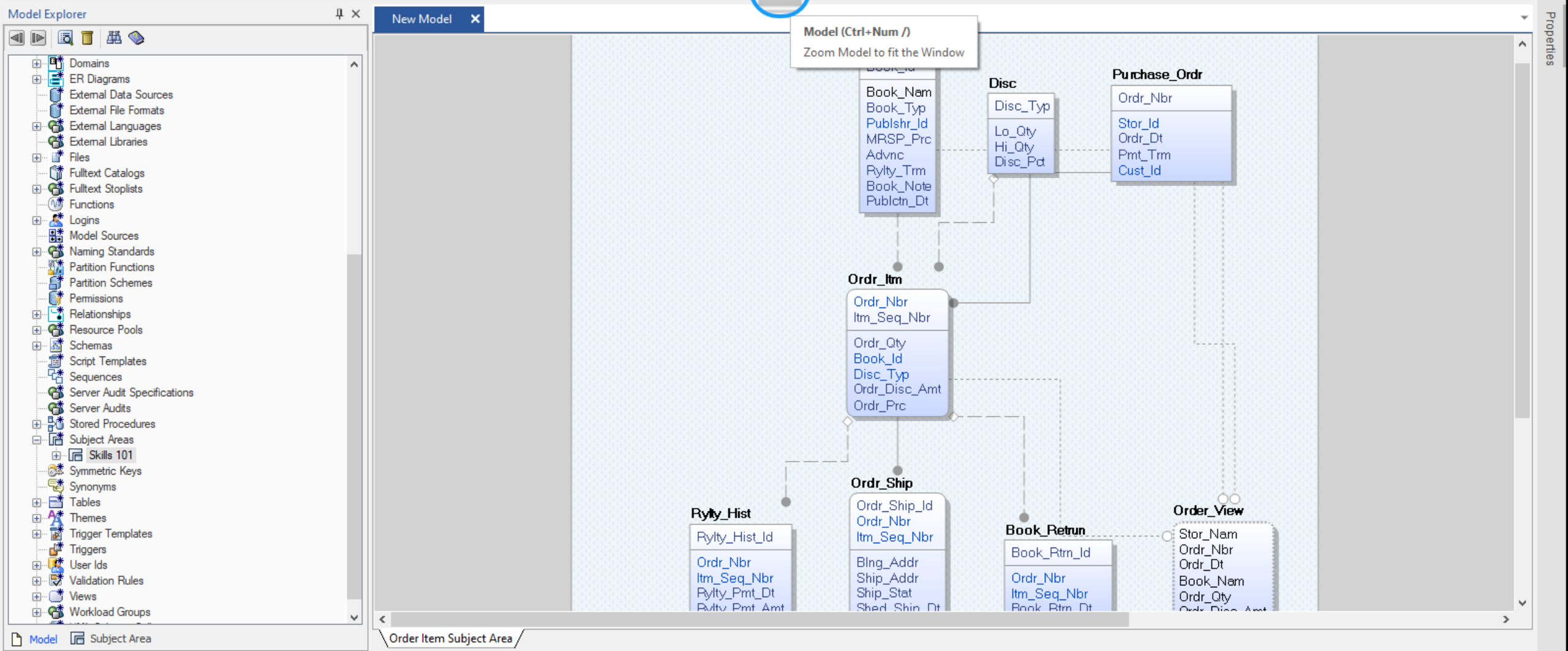
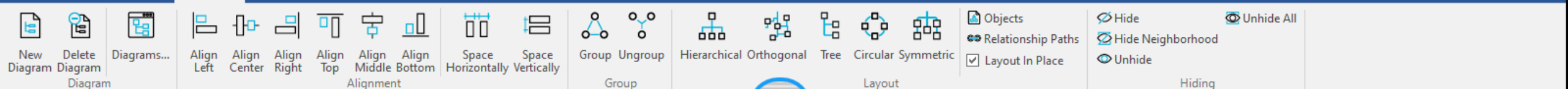
Perform a hierarchical layout

Non-Mart Model

andy_mcgovern

SQL Server 2019/2022

100%



erwin DM - [New Model / Skills 101 : Order Item Subject Area *]

FileHomeViewDiagramProject ExplorerModelMartActionsToolsHelp

New DiagramDelete DiagramDiagrams...Diagram

Align LeftAlign CenterAlign RightAlign TopAlign MiddleAlign Bottom

Space HorizontallySpace Vertically

GroupUngroup

HierarchicalOrthogonalTreeCircularSymmetric

Layout

ObjectsRelationship PathsLayout In Place

HideHide NeighborhoodUnhide

Unhide All

Model Explorer

DomainsER DiagramsExternal Data SourcesExternal File FormatsExternal LanguagesExternal LibrariesFilesFulltext CatalogsFulltext StoplistsFunctionsLoginsModel SourcesNaming StandardsPartition FunctionsPartition SchemesPermissionsRelationshipsResource PoolsSchemasScript TemplatesSequencesServer Audit SpecificationsServer AuditsStored ProceduresSubject AreasSkills 101Symmetric KeysSynonymsTablesThemesTrigger TemplatesTriggersUser IdsValidation RulesViewsWorkload Groups

ModelSubject Area

New Model

Book

Disc

Purchase_Ord

Ord_Itm

Ord_Ship

Rylyt_Hist

Book_Retun

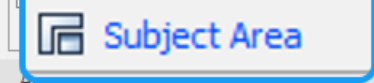
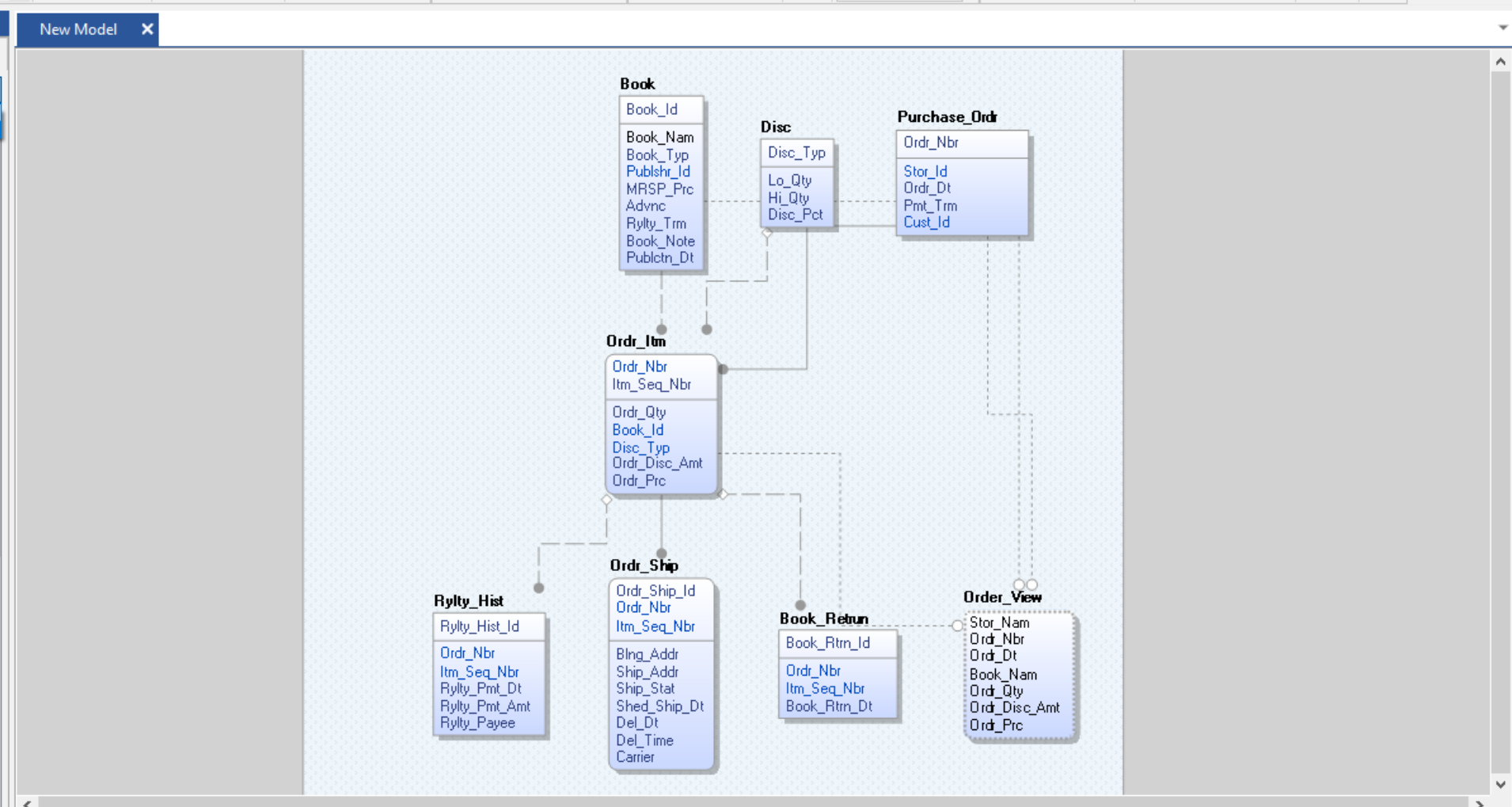
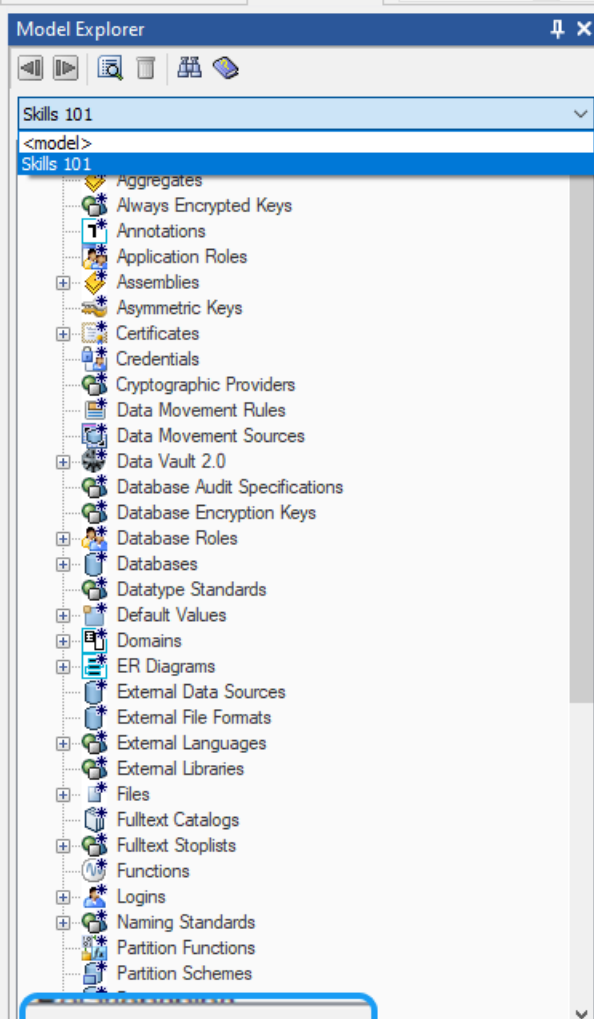
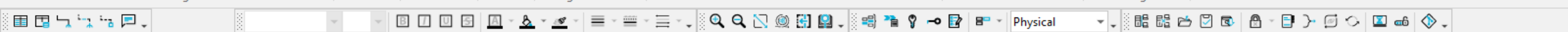
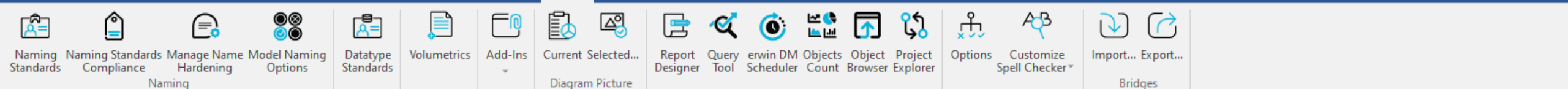
Order_View

Order Item Subject Area

Action Log

For Help, press F1

Non-Mart Modelandy_mcgovernSQL Server 2019/202285%



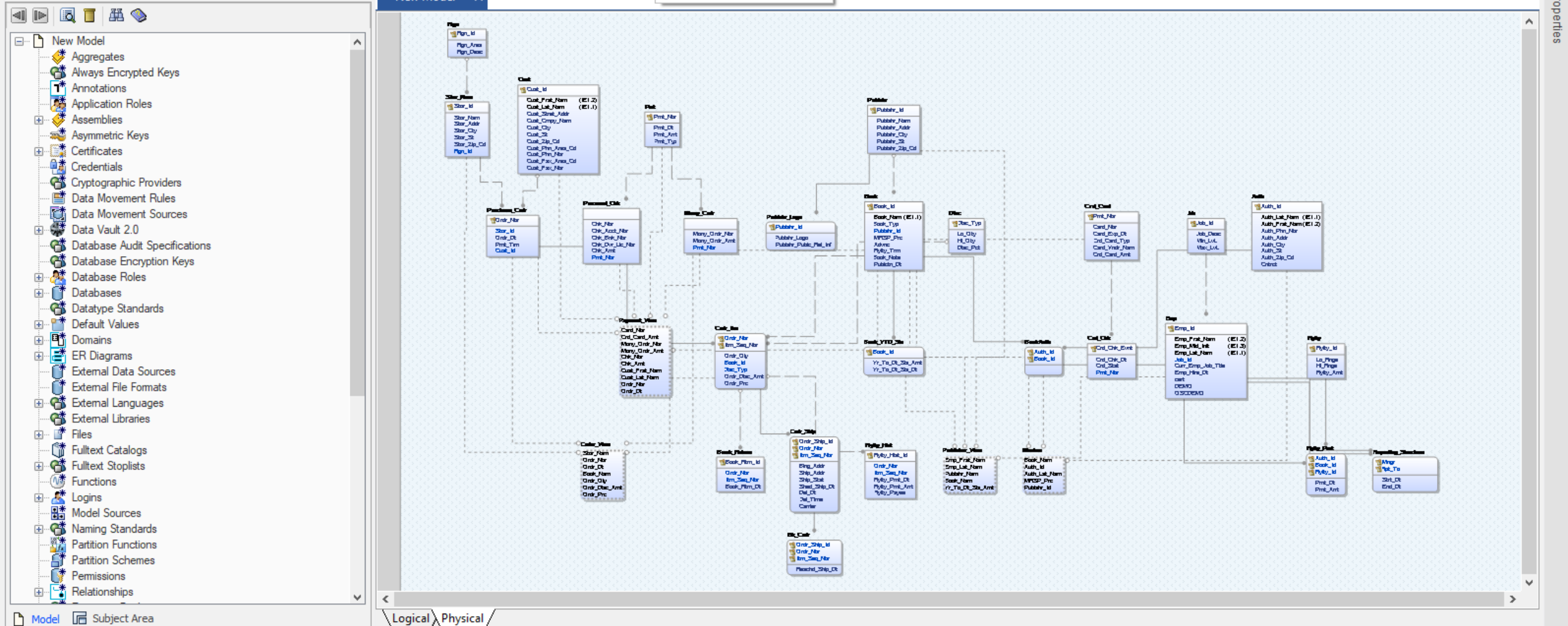
Create the Data Dictionary





Report Designer
Invoke erwin Report Designer

New Model



The screenshot displays the erwin Report Designer application. The 'File' menu is open, listing various actions such as creating new reports or solutions, opening existing ones, saving, and printing. The main workspace is currently empty, with a prompt to drag a column header for grouping. The bottom status bar indicates the 'Logical' tab is active, and a message suggests opening pinned reports from the disk.

Properties

Model Explorer

- New Model
 - Aggregates
 - Always Encrypted Keys
 - Annotations
 - Application Roles
 - Assemblies
 - Asymmetric Keys
 - Certificates
 - Credentials
 - Cryptographic Providers
 - Data Movement Rules
 - Data Movement Sources
 - Data Vault 2.0
 - Database Audit Specifications
 - Database Encryption Keys
 - Database Roles
 - Databases
 - Datatype Standards
 - Default Values
 - Domains
 - ER Diagrams
 - External Data Sources
 - External File Formats
 - External Languages
 - External Libraries
 - Files
 - Fulltext Catalogs
 - Fulltext Stoplists
 - Functions
 - Logins
 - Model Sources
 - Naming Standards
 - Partition Functions
 - Partition Schemes
 - Permissions
 - Relationships

Model Subject Area

erwin Report Designer

File Edit View Export Help

Report Explorer

Templates 'De

Report Repository: C:\Users\AMcGover\AppData\Local\erwin\Data Modeler\10.00\Report Browse

Report Categories : Mart Administrative Reports Refresh

Sample Report

Active Users.erpt

Count of Objects in Model Validation Reports

Library Model Reports

List of profiles and corresponding permissions.erpt

Locks on Catalogs.erpt

Mart Users.erpt

Model Versions.erpt

Models.erpt

Number of Entities in Model.erpt

Permissions By Library.erpt

Permissions By Model.erpt

Profiles assigned to each user.erpt

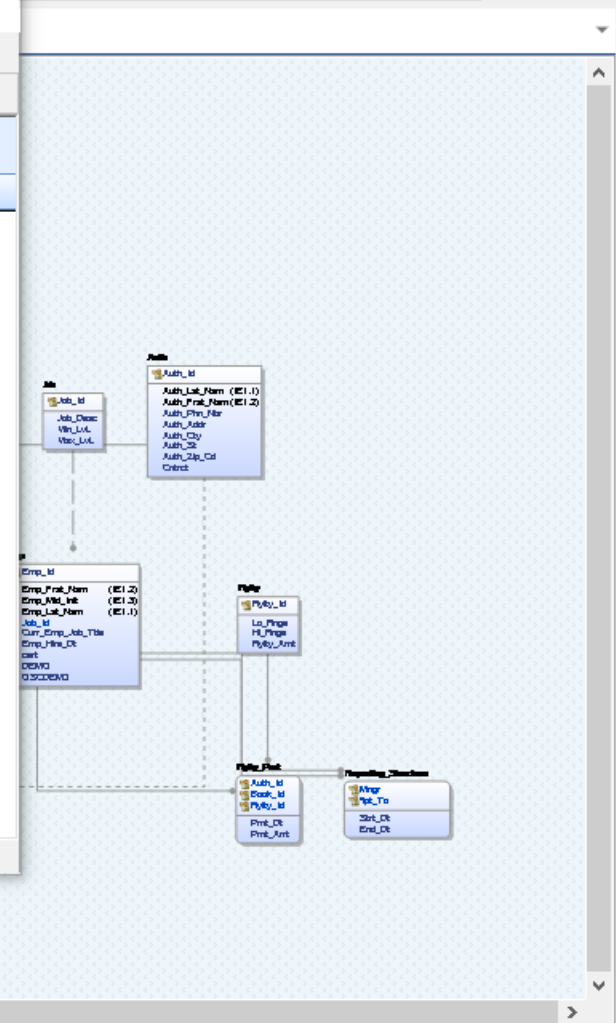
User Permissions.erpt

User Sessions.erpt

OK Cancel

Reports

For Report Help, press F1



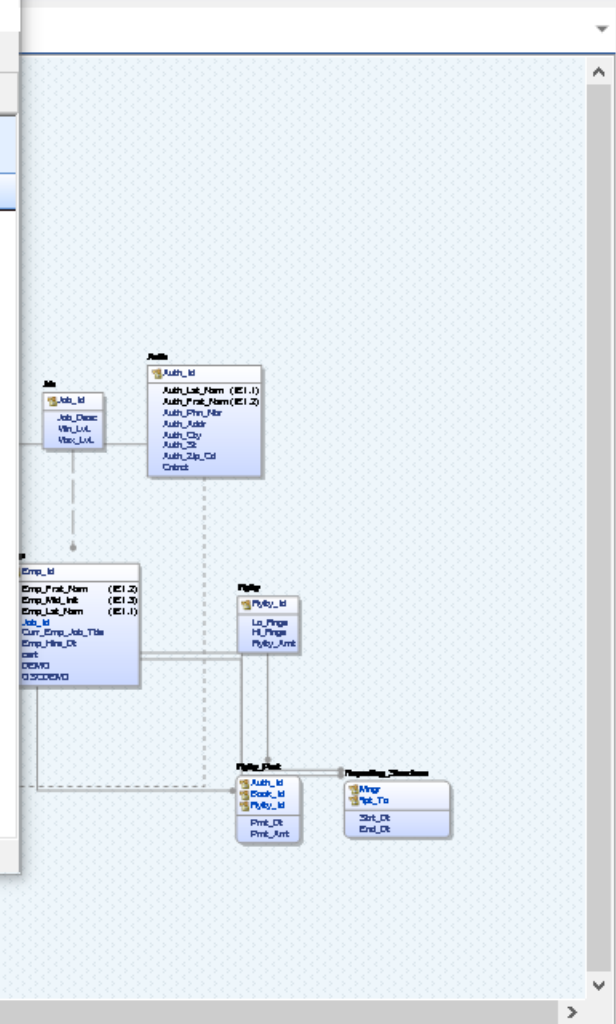
Model Explorer

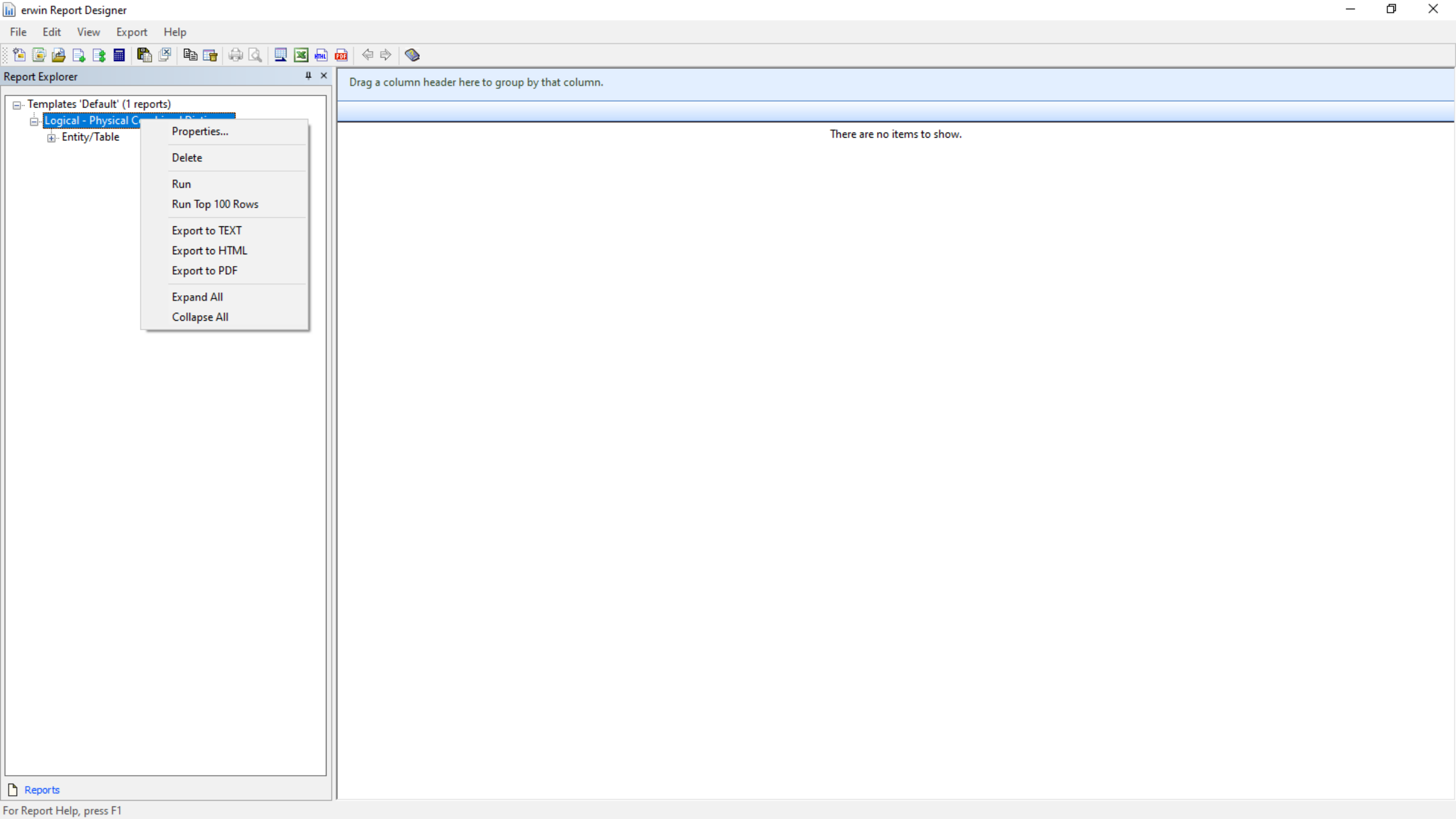
- Model
 - Aggregates
 - Always Encrypted Keys
 - Annotations
 - Application Roles
 - Assemblies
 - Asymmetric Keys
 - Certificates
 - Credentials
 - Cryptographic Providers
 - Data Movement Rules
 - Data Movement Sources
 - Data Vault 2.0
 - Database Audit Specifications
 - Database Encryption Keys
 - Database Roles
 - Databases
 - Datatype Standards
 - Default Values
 - Domains
 - ER Diagrams
 - External Data Sources
 - External File Formats
 - External Languages
 - External Libraries
 - Files
 - Fulltext Catalogs
 - Fulltext Stoplists
 - Functions
 - Logins
 - Model Sources
 - Naming Standards
 - Partition Functions
 - Partition Schemes
 - Permissions
 - Relationships

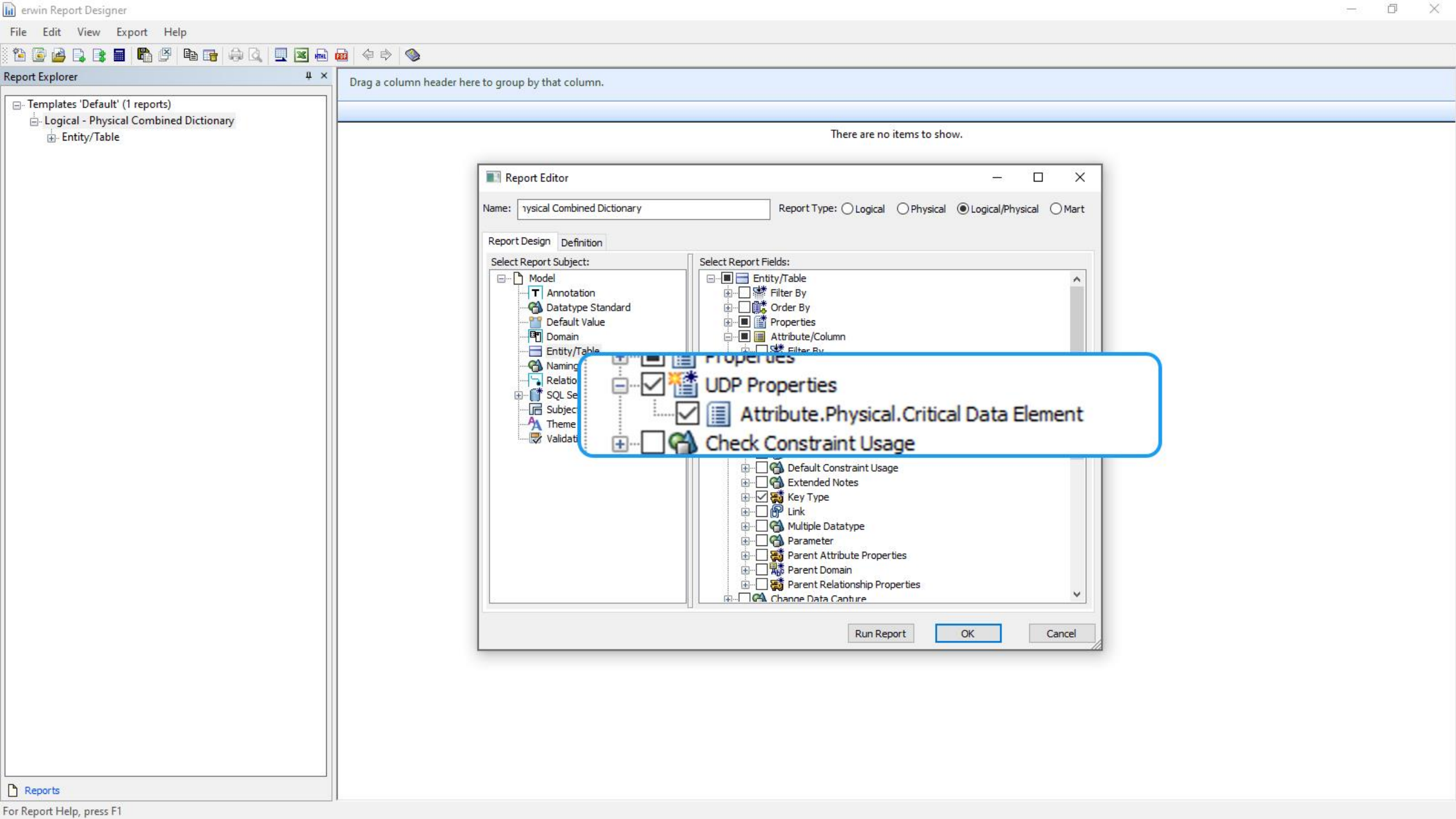
Model Subject Area

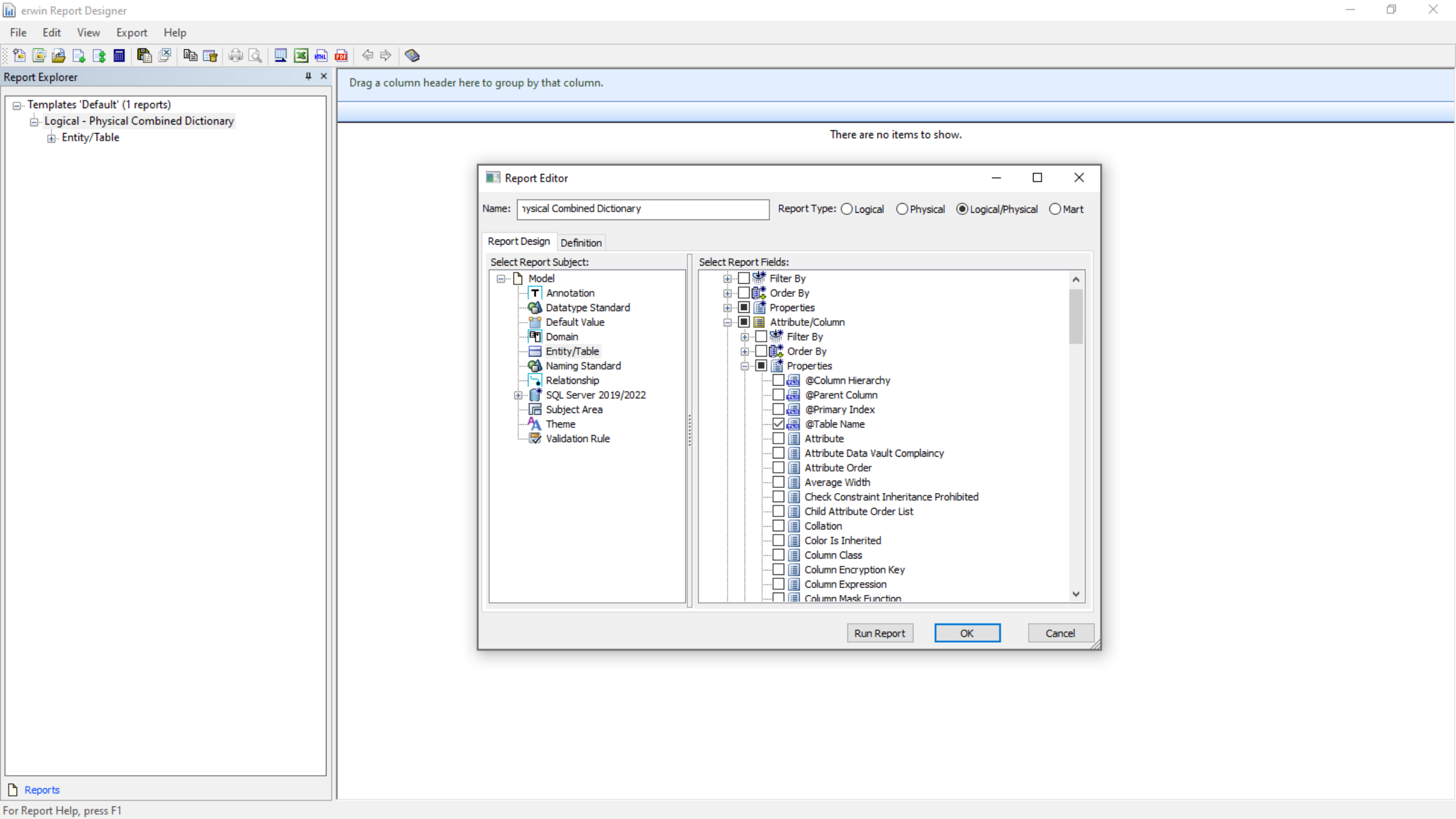
The screenshot shows the 'Pinned Reports' dialog box in the Erwin Report Designer. The dialog has a title bar with a close button. Inside, there are two input fields: 'Report Repository' with the path 'C:\Users\AMcGover\AppData\Local\erwin\Data Modeler\10.00\Report' and a 'Browse' button, and 'Report Categories' with a dropdown menu set to 'Model Reports' and a 'Refresh' button. Below these is a list of reports with two columns: 'Sample Report' and 'Date Modified'. The report 'Logical - Physical Combined Dictionary.erpt' is highlighted in blue. At the bottom of the dialog are 'OK' and 'Cancel' buttons.

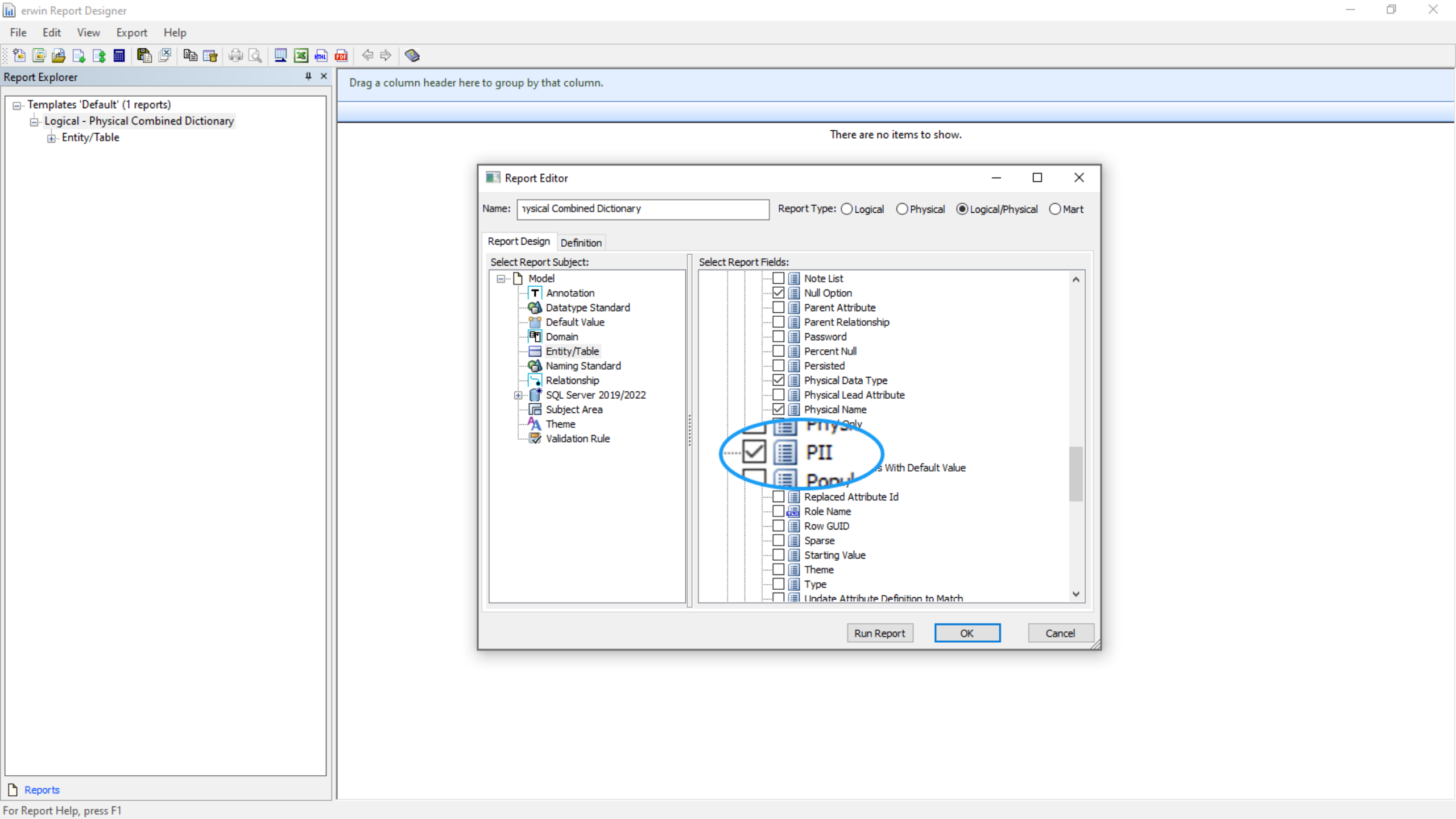
Sample Report	Date Modified
Entity Reports - Entity Primary Keys.erpt	09/08/2023 18:52
Entity Reports - Entity Report.erpt	09/08/2023 18:52
Entity Reports - Entity-Attribute-Column.erpt	09/08/2023 18:52
Entity Reports - Entity-Definitions.erpt	09/08/2023 18:52
Entity Reports - Logical Only Entity-Attributes.erpt	09/08/2023 18:52
Logical - Physical Combined Dictionary.erpt	09/08/2023 18:52
Logical Dictionary.erpt	09/08/2023 18:52
Logical Physical properties.erpt	09/08/2023 18:52
Physical Dictionary.erpt	09/08/2023 18:52
Physical Indices.erpt	09/08/2023 18:52
Referential Integrity Report.erpt	09/08/2023 18:52
Relationship Report - Child to Parent verb phrase.erpt	09/08/2023 18:52
Relationship Reports - Parent to Child verb phrase.erpt	09/08/2023 18:52
Relationship Reports-Relationship Verb Phrases.erpt	09/08/2023 18:52
Stored Procedure Reports - Stored Procedures.erpt	09/08/2023 18:52





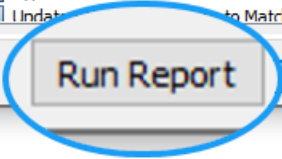






Drag a column header here to group by that column.

There are no items to show.



The Model in ER360



Quest

Where Next Meets Now.

Metadata

View Mode

Physical

View Options

Default



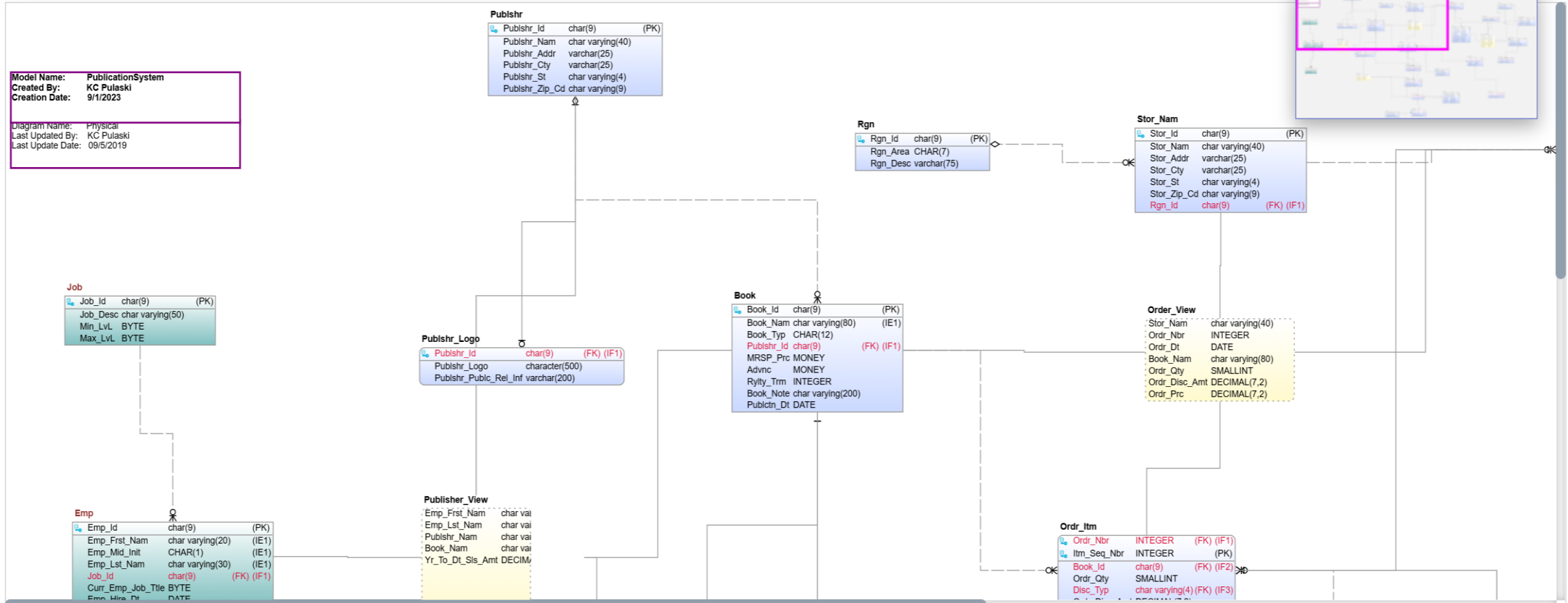
(Publication System ER360) Publication System ER360 • Physical



Diagram View Mode

Physical

Search in ER Diagram



Metadata

View Mode

Physical

View Options

Default



Download CSV

(Publication System ER360) Publication System ER360 • Physical

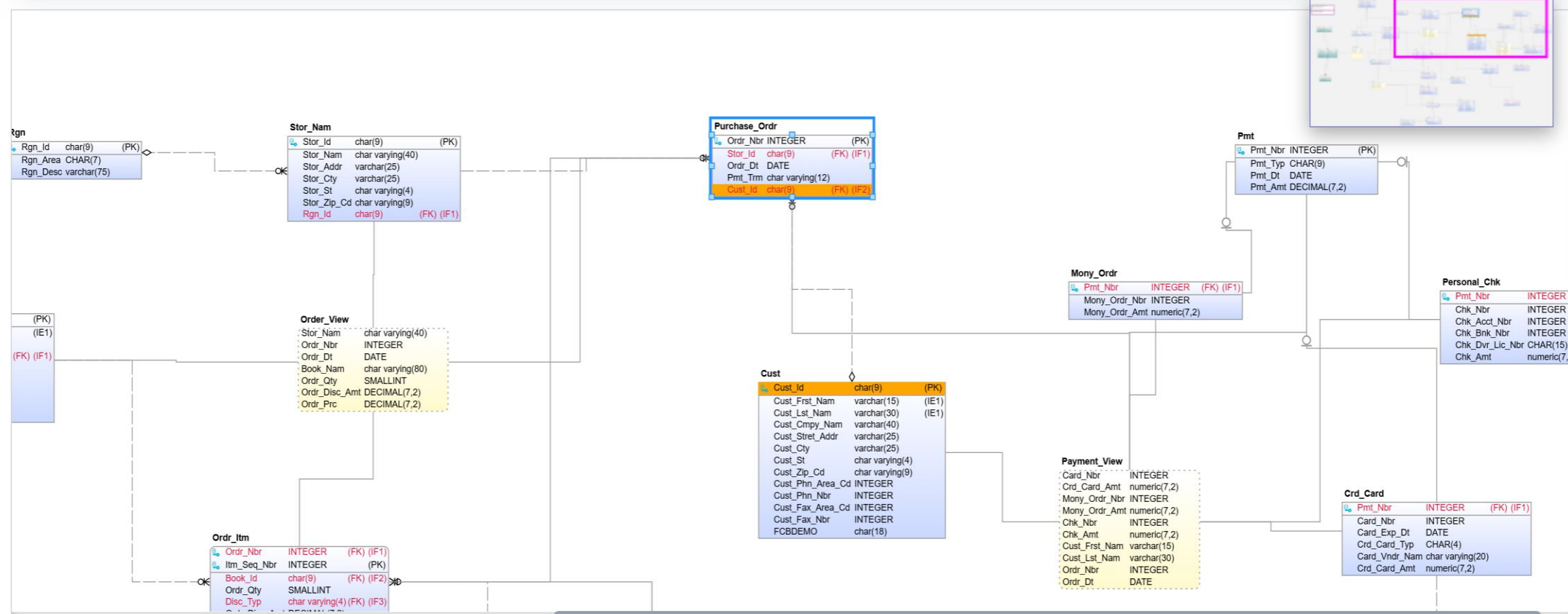


Diagram View Mode

Physical

Search in ER Diagram










Cust_Id



Metadata

View Mode
Physical

View Options
Default



(Publication System ER360) Publication System ER360 • Application Order View • Application Order View - Physical



















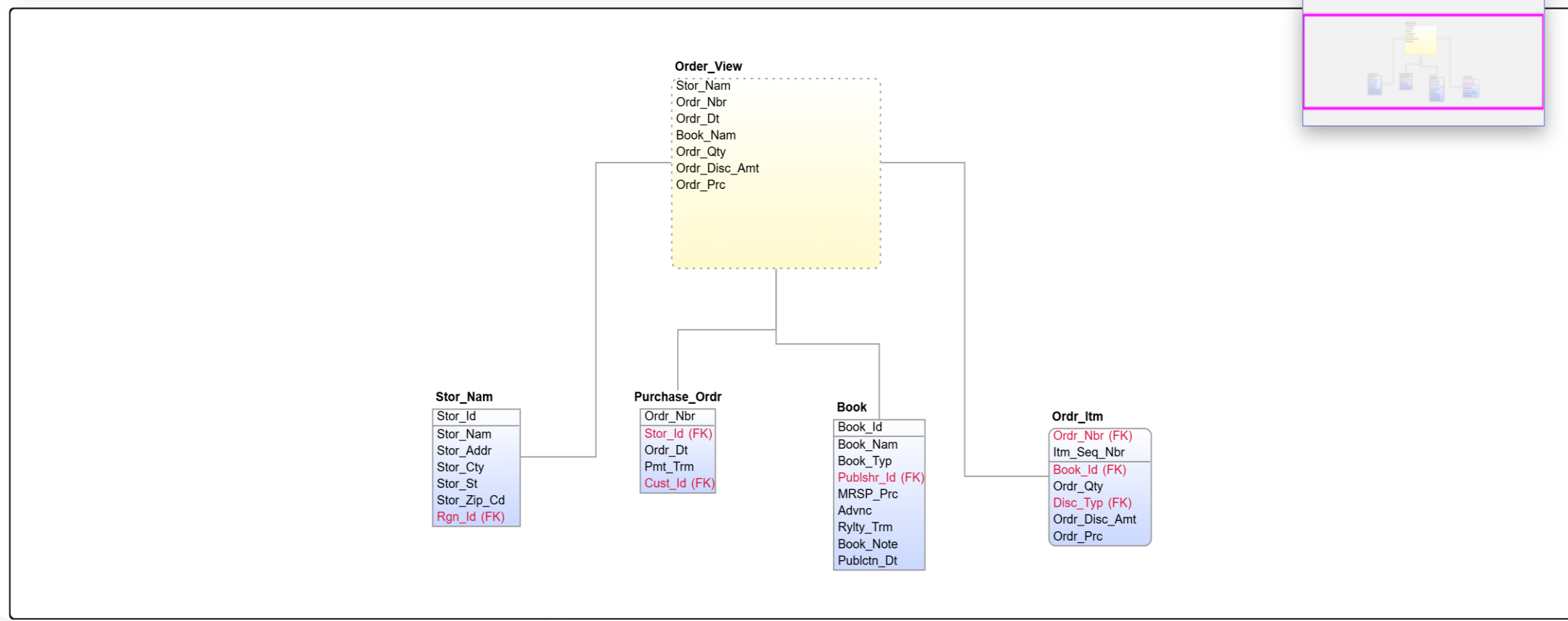


Diagram View Mode
Physical

Search in ER Diagram




A woman with blonde hair tied back is sitting at a desk, working on a laptop. She is wearing a light-colored, textured sweater. The background shows a home office with a desk lamp, a cup, and a window. The image has a teal tint and decorative white lines on the left side.

Questions?


Quest
Where Next Meets Now.

Sample NSM





Logical and Physical Diagram Notations





Reference Links

[erwin DM Bulk Editor](#)

[erwin DM Naming Standards](#)

[Create Reports Using erwin Report Designer](#)

Thank You



Scan the QR code to add Skills 101 for erwin to your calendar!

Skills 101 – erwin DM, Ep: 4

The Art of Documenting Data Structures

Andy McGovern

August 27th

Quest
Where Next Meets Now.

